

# Relational Model & Algebra

CPS 116  
Introduction to Database Systems

## Announcements (Thurs. Aug. 30)

- ❖ Check out what some former 116ers (Anthony Bishopric and Tomas Barreto) have been up to: <http://www.shoeboxed.com/>
- ❖ Homework #1 will be assigned next Thursday
- ❖ Office hours: see also course Web page
  - Jun: Tuesday before/after class; Thursday before class
  - Yi: Wednesday and Friday afternoons 12:30pm-2:00pm
- ❖ Note on lecture notes
  - The “complete” version will be posted after lecture

## Relational data model

- ❖ A database is a collection of relations (or tables)
- ❖ Each relation has a list of attributes (or columns)
- ❖ Each attribute has a domain (or type)
  - Set-valued attributes not allowed
- ❖ Each relation contains a set of tuples (or rows)
  - Each tuple has a value for each attribute of the relation
  - Duplicate tuples are not allowed
    - Two tuples are identical if they agree on all attributes

☞ Simplicity is a virtue!

## Example

*Student*

<i>SID</i>	<i>name</i>	<i>age</i>	<i>GPA</i>
142	Bart	10	2.3
123	Milhouse	10	3.1
857	Lisa	8	4.3
456	Ralph	8	2.3
..	..	..	..

*Course*

<i>CID</i>	<i>title</i>
CPS116	Intro. to Database Systems
CPS130	Analysis of Algorithms
CPS114	Computer Networks
..	..

*Enroll*

<i>SID</i>	<i>CID</i>
142	CPS116
142	CPS114
123	CPS116
857	CPS116
857	CPS130
456	CPS114
..	..

Ordering of rows doesn't matter  
(even though the output is  
always in *some* order)

## Schema versus instance

- ❖ Schema (metadata)
    - Specification of how data is to be structured logically
    - Defined at set-up
    - Rarely changes
  - ❖ Instance
    - Content
    - Changes rapidly, but always conforms to the schema
- ☞ Compare to type and objects of type in a programming language

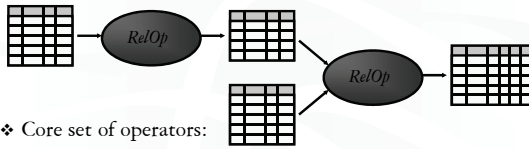
## Example

- ❖ Schema
  - *Student* (*SID* integer, *name* string, *age* integer, *GPA* float)
  - *Course* (*CID* string, *title* string)
  - *Enroll* (*SID* integer, *CID* integer)
- ❖ Instance
  - { ⟨142, Bart, 10, 2.3⟩, ⟨123, Milhouse, 10, 3.1⟩, ... }
  - { ⟨CPS116, Intro. to Database Systems⟩, ... }
  - { ⟨142, CPS116⟩, ⟨142, CPS114⟩, ... }

## Relational algebra

7

A language for querying relational databases based on operators:



- ❖ Core set of operators:
  - Selection, projection, cross product, union, difference, and renaming
- ❖ Additional, derived operators:
  - Join, natural join, intersection, etc.
- ❖ Compose operators to make complex queries

## Selection

8

- ❖ Input: a table  $R$
- ❖ Notation:  $\sigma_p R$ 
  - $p$  is called a selection condition/predicate
- ❖ Purpose: filter rows according to some criteria
- ❖ Output: same columns as  $R$ , but only rows of  $R$  that satisfy  $p$

## Selection example

9

- ❖ Students with GPA higher than 3.0

$\sigma_{GPA > 3.0} Student$

SID	name	age	GPA
142	Bart	10	2.3
123	Milhouse	10	3.1
857	Lisa	8	4.3
456	Ralph	8	2.3
--	--	--	--

SID	name	age	GPA
123	Milhouse	10	3.1
857	Lisa	8	4.3
--	--	--	--

## More on selection

10

- ❖ Selection predicate in general can include any column of  $R$ , constants, comparisons ( $=$ ,  $\leq$ , etc.), and Boolean connectives ( $\wedge$ : and,  $\vee$ : or, and  $\neg$ : not)
  - Example: straight A students under 18 or over 21
- ❖ But you must be able to evaluate the predicate over a single row of the input table
  - Example: student with the highest GPA

$\sigma_{GPA \geq 4.0 \wedge (age < 18 \vee age > 21)} Student$

~~$\sigma_{GPA \geq \text{all GPA's in Student table}} Student$~~

## Projection

11

- ❖ Input: a table  $R$
- ❖ Notation:  $\pi_L R$ 
  - $L$  is a list of columns in  $R$
- ❖ Purpose: select columns to output
- ❖ Output: same rows, but only the columns in  $L$

## Projection example

12

- ❖ ID's and names of all students

$\pi_{SID, name} Student$

SID	name	age	GPA
142	Bart	10	2.3
123	Milhouse	10	3.1
857	Lisa	8	4.3
456	Ralph	8	2.3
--	--	--	--

SID	name
142	Bart
123	Milhouse
857	Lisa
456	Ralph
--	--

## More on projection

13

- ❖ Duplicate output rows are removed (by definition)

- Example: student ages

$\pi_{age} Student$

SID	name	age	GPA
142	Bart	10	2.3
123	Milhouse	10	3.1
857	Lisa	8	4.3
456	Ralph	8	2.3
--	--	--	--

$\pi_{age}$

age
10
8
--

## Cross product

14

- ❖ Input: two tables  $R$  and  $S$
- ❖ Notation:  $R \times S$
- ❖ Purpose: pairs rows from two tables
- ❖ Output: for each row  $r$  in  $R$  and each row  $s$  in  $S$ , output a row  $rs$  (concatenation of  $r$  and  $s$ )

## Cross product example

15

- ❖  $Student \times Enroll$

SID	name	age	GPA
142	Bart	10	2.3
123	Milhouse	10	3.1
--	--	--	--

$\times$

SID	CID
142	CPS116
142	CPS114
123	CPS116
--	--

$\times$

SID	name	age	GPA	SID	CID
142	Bart	10	2.3	142	CPS116
142	Bart	10	2.3	142	CPS114
142	Bart	10	2.3	123	CPS116
123	Milhouse	10	3.1	142	CPS116
123	Milhouse	10	3.1	142	CPS114
123	Milhouse	10	3.1	123	CPS116
--	--	--	--	--	--

## A note on column ordering

16

- ❖ The ordering of columns in a table is considered unimportant (as is the ordering of rows)

SID	name	age	GPA	SID	CID
142	Bart	10	2.3	142	CPS116
142	Bart	10	2.3	142	CPS114
142	Bart	10	2.3	123	CPS116
123	Milhouse	10	3.1	142	CPS116
123	Milhouse	10	3.1	142	CPS114
123	Milhouse	10	3.1	123	CPS116
--	--	--	--	--	--

=

SID	CID	SID	name	age	GPA
142	CPS116	142	Bart	10	2.3
142	CPS114	142	Bart	10	2.3
123	CPS116	142	Bart	10	2.3
142	CPS116	123	Milhouse	10	3.1
142	CPS114	123	Milhouse	10	3.1
123	CPS116	123	Milhouse	10	3.1
--	--	--	--	--	--

- ❖ That means cross product is commutative, i.e.,  $R \times S = S \times R$  for any  $R$  and  $S$

## Derived operator: join

17

- ❖ Input: two tables  $R$  and  $S$
- ❖ Notation:  $R \bowtie_p S$ 
  - $p$  is called a join condition/predicate
- ❖ Purpose: relate rows from two tables according to some criteria
- ❖ Output: for each row  $r$  in  $R$  and each row  $s$  in  $S$ , output a row  $rs$  if  $r$  and  $s$  satisfy  $p$
- ❖ Shorthand for  $\sigma_p (R \times S)$

## Join example

18

- ❖ Info about students, plus CID's of their courses

$Student \bowtie_{Student.SID = Enroll.SID} Enroll$

SID	name	age	GPA
142	Bart	10	2.3
123	Milhouse	10	3.1
--	--	--	--

$\bowtie_{Student.SID = Enroll.SID}$

SID	CID
142	CPS116
142	CPS114
123	CPS116
--	--

Use *table\_name.column\_name* syntax

to disambiguate identically named columns from different input tables

SID	name	age	GPA	SID	CID
142	Bart	10	2.3	142	CPS116
142	Bart	10	2.3	142	CPS114
123	Milhouse	10	3.1	123	CPS116
--	--	--	--	--	--

## Derived operator: natural join

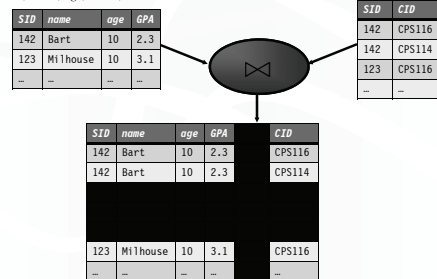
19

- ❖ Input: two tables  $R$  and  $S$
- ❖ Notation:  $R \bowtie S$
- ❖ Purpose: relate rows from two tables, and
  - Enforce equality on all common attributes
  - Eliminate one copy of common attributes
- ❖ Shorthand for  $\pi_L (R \bowtie_p S)$ , where
  - $p$  equates all attributes common to  $R$  and  $S$
  - $L$  is the union of all attributes from  $R$  and  $S$ , with duplicate attributes removed

## Natural join example

20

- ❖  $Student \bowtie Enroll = \pi_{SID, name, age, GPA, CID} (Student \bowtie_{Student.SID = Enroll.SID} Enroll)$



## Union

21

- ❖ Input: two tables  $R$  and  $S$
- ❖ Notation:  $R \cup S$ 
  - $R$  and  $S$  must have identical schema
- ❖ Output:
  - Has the same schema as  $R$  and  $S$
  - Contains all rows in  $R$  and all rows in  $S$ , with duplicate rows eliminated

## Difference

22

- ❖ Input: two tables  $R$  and  $S$
- ❖ Notation:  $R - S$ 
  - $R$  and  $S$  must have identical schema
- ❖ Output:
  - Has the same schema as  $R$  and  $S$
  - Contains all rows in  $R$  that are not found in  $S$

## Derived operator: intersection

23

- ❖ Input: two tables  $R$  and  $S$
- ❖ Notation:  $R \cap S$ 
  - $R$  and  $S$  must have identical schema
- ❖ Output:
  - Has the same schema as  $R$  and  $S$
  - Contains all rows that are in both  $R$  and  $S$
- ❖ Shorthand for  $R - (R - S)$
- ❖ Also equivalent to  $S - (S - R)$
- ❖ And to  $R \bowtie S$

## Renaming

24

- ❖ Input: a table  $R$
- ❖ Notation:  $\rho_S R$ ,  $\rho_{(A_1, A_2, \dots)} R$  or  $\rho_{S(A_1, A_2, \dots)} R$
- ❖ Purpose: rename a table and/or its columns
- ❖ Output: a renamed table with the same rows as  $R$
- ❖ Used to
  - Avoid confusion caused by identical column names
  - Create identical column names for natural joins

## Renaming example

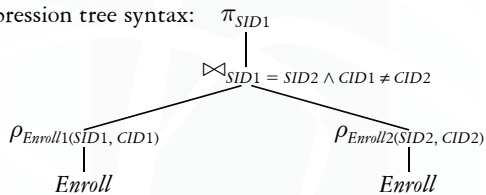
25

- ❖ SID's of students who take at least two courses

$Enroll \bowtie_r Enroll$

$\pi_{SID} (Enroll \bowtie_r \overline{Enroll_{SID = Enroll_{SID} \wedge Enroll_{CID} \neq Enroll_{CID}}} Enroll)$

Expression tree syntax:



## Summary of core operators

26

- ❖ Selection:  $\sigma_p R$
- ❖ Projection:  $\pi_L R$
- ❖ Cross product:  $R \times S$
- ❖ Union:  $R \cup S$
- ❖ Difference:  $R - S$
- ❖ Renaming:  $\rho_{S(A_1, A_2, \dots)} R$ 
  - Does not really add "processing" power

## Summary of derived operators

27

- ❖ Join:  $R \bowtie_p S$
- ❖ Natural join:  $R \bowtie S$
- ❖ Intersection:  $R \cap S$

- ❖ Many more

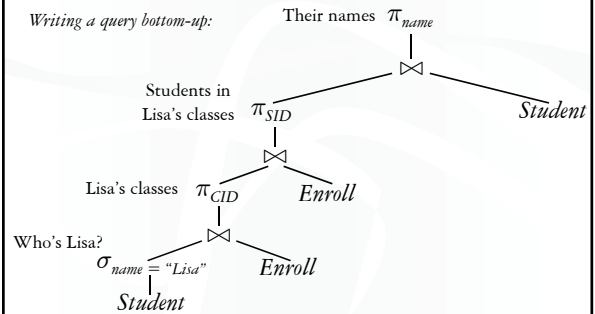
- Semijoin, anti-semijoin, quotient, ...

## An exercise

28

- ❖ Names of students in Lisa's classes

Writing a query bottom-up:

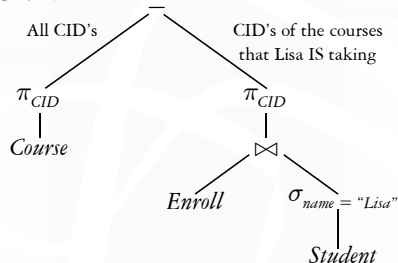


## Another exercise

29

- ❖ CID's of the courses that Lisa is NOT taking

Writing a query top-down:

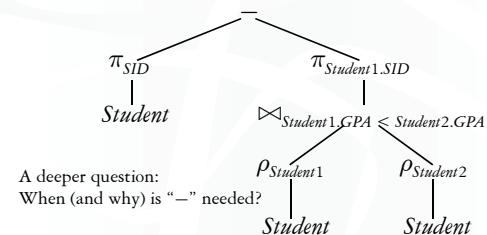


## A trickier exercise

30

- ❖ Who has the highest GPA?

- Who does NOT have the highest GPA?
- Whose GPA is lower than somebody else's?



A deeper question:  
When (and why) is "-" needed?

## Monotone operators

31



- ❖ If some old output rows may need to be removed
  - Then the operator is non-monotone
- ❖ Otherwise the operator is monotone
  - That is, old output rows always remain “correct” when more rows are added to the input
- ❖ Formally, for a monotone operator  $op$ :
  - $R \subseteq R'$  implies  $op(R) \subseteq op(R')$

## Classification of relational operators

32

- ❖ Selection:  $\sigma_p R$  Monotone
- ❖ Projection:  $\pi_L R$  Monotone
- ❖ Cross product:  $R \times S$  Monotone
- ❖ Join:  $R \bowtie_p S$  Monotone
- ❖ Natural join:  $R \bowtie S$  Monotone
- ❖ Union:  $R \cup S$  Monotone
- ❖ Difference:  $R - S$  Monotone w.r.t.  $R$ ; non-monotone w.r.t.  $S$
- ❖ Intersection:  $R \cap S$  Monotone

## Why is “-” needed for highest GPA?

33

- ❖ Composition of monotone operators produces a monotone query
  - Old output rows remain “correct” when more rows are added to the input
- ❖ Highest-GPA query is non-monotone
  - Current highest GPA is 4.1
  - Add another GPA 4.2
  - Old answer is invalidated
- ☞ So it must use difference!

## Why do we need core operator X?

34

- ❖ Difference
  - The only non-monotone operator
- ❖ Cross product
  - The only operator that adds columns
- ❖ Union
  - The only operator that allows you to add rows?
  - A more rigorous argument?
- ❖ Selection? Projection?
  - Homework problem ☺

## Why is r.a. a good query language?

35

- ❖ Simple
  - A small set of core operators whose semantics are easy to grasp
- ❖ Declarative?
  - Yes, compared with older languages like CODASYL
  - Though operators do look somewhat “procedural”
- ❖ Complete?
  - With respect to what?

## Relational calculus

36

- ❖  $\{ s.SID \mid s \in Student \wedge \neg(\exists s' \in Student: s.GPA < s'.GPA) \}$ , or  $\{ s.SID \mid s \in Student \wedge (\forall s' \in Student: s.GPA \geq s'.GPA) \}$
- ❖ Relational algebra = “safe” relational calculus
  - Every query expressible as a safe relational calculus query is also expressible as a relational algebra query
  - And vice versa
- ❖ Example of an unsafe relational calculus query
  - $\{ s.name \mid \neg(s \in Student) \}$
  - Cannot evaluate this query just by looking at the database

## Turing machine?

- ❖ Relational algebra has no recursion
  - Example of something not expressible in relational algebra: Given relation *Parent(parent, child)*, who are Bart's ancestors?
- ❖ Why not Turing machine?
  - Optimization becomes undecidable
  - You can always implement it at the application level
- ❖ Recursion is added to SQL nevertheless!