

CompSci 101

Introduction to Computer Science

0	'Susan'
1	'Jackie'
2	'Mary'
3	'Eric'
4	'Jack'

0	[<u>'Smith'</u> , <u>'Brandt'</u> , <u>'Rodger'</u> , <u>'Crackers'</u>]
1	['Long', 'Johnson']
2	['White', 'Rodger', <u>'Velios'</u>]
3	['Long', 'Lund']
4	['Frost']

Oct 19, 2017

Prof. Rodger

Announcements

- Reading and RQ due next time
- APT 4 extend one day to Oct 20
 - But note no consulting hours on Friday!
- Assignment 5 due Oct 26
- Today:
 - Review Sets
 - Tuples/generators
 - Enumerate
 - Processing data – how to organize it?

Latanya Sweeney

Former Chief Technologist at FTC. I am a computer scientist with a long history of weaving technology and policy together to remove stakeholder barriers to technology adoption. My focus is on "computational policy" and I term myself a "computer (cross) policy" scientist. I have enjoyed success at creating technology that weaves with policy to resolve real-world technology-privacy clashes.



<http://latanyasweeney.org/>

Identify 87% of US population using (dob,zip,gender). Director of Harvard Data Privacy Lab, instrumental in HIPAA because of *de-identification* work

aboutmyinfo.org



- Entered my data

How Unique are You?

Enter your ZIP code, date of birth, and gender to see how unique you are (and therefore how easy it is to identify you from these values).

Date of Birth	Month... ▾	Day... ▾	Year... ▾
Gender	<input checked="" type="radio"/> Male <input type="radio"/> Female		
5-digit ZIP	<input type="text"/>		
<input type="button" value="Submit"/>			

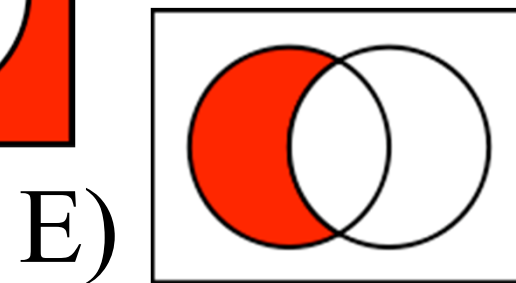
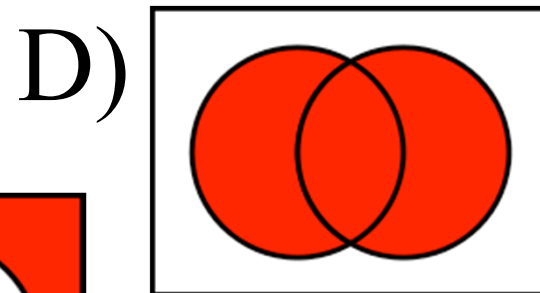
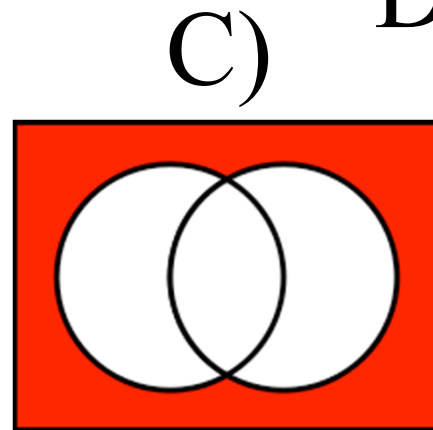
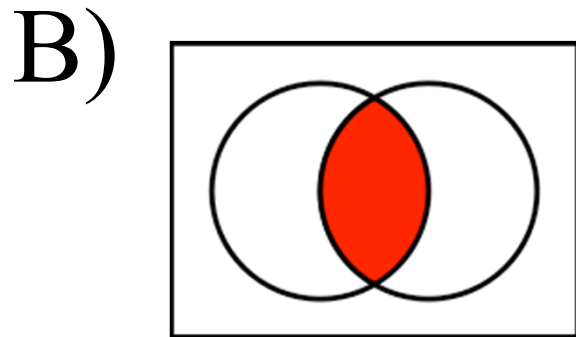
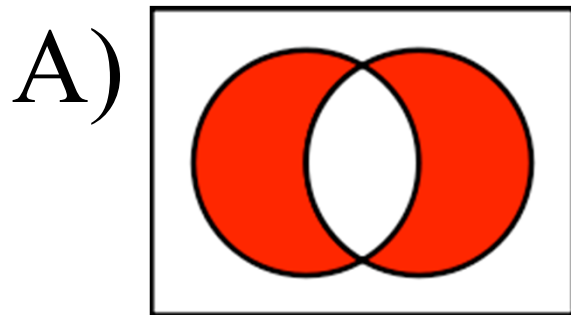
[About](#) | [Samples](#) | [Harvard](#)

compsci 101, fall 2017

Set Operations from pictures

bit.ly/101-101917-1

Question: Which operation does the red represent?



Tuples

- Like a list, but cannot change them
 - Define them with “,”
(5, 7, 8) or 5, 7, 8
without ()’s has some limitations!
- Use most list operations on them
 - they are a type of list
 - But immutable
- Examples

Example

```
x = (4, 6, 8)
```

```
y = 9, 5, 6
```

```
print x
```

```
print y
```

```
print x[1]
```

```
print y[1]
```

```
y[0] = 2
```

```
z = ([5,6], [7,8])
```

```
print z
```

```
z[0][1] = 12
```

```
print z
```

```
z[0].append(4)
```

```
print z
```

```
z[0].remove(5)
```

```
z[0].remove(12)
```

```
z[0].remove(4)
```

```
print z
```

```
v,w = 8,3
```

Problem: Longest Name

Given a **list of names** (one word only) and a **letter** (assume names start with capital letter, and letter is capital)

names = ['Helen', 'Bob', 'Bart', 'Hugh']

Find the **longest name** that **starts with** that letter

Code for longest name

```
def longestName(alist, letter):  
    longest = ''  
    for name in alist:  
        if letter == name[0] and  
            len(name) > len(longest):  
            longest = name  
    return longest
```

How do you modify to find the location (position) of the longest name?

Problem: Find the **position** in a list
of the longest name that starts with that
letter

bit.ly/101-101917-2

Enumerate

- An iterator, generates a sequence
- Generates **tuples** of (index, item)
- Used with **for** loop to get both **index** and **item**
- for (index,item) in enumerate(somelist):
 - You get both at the same time!

Solve previous problem with enumerate

- Show enumerate examples

```
for (index,item) in enumerate(w):  
for g in enumerate(w):  
print enumerate(w)
```

Problem: Popular Name

- Given a list of names, determine the **most popular first name** and print that name with all of its last names.
- Input: Names are always two words, names are in a file. If multiple names are on the same line they are separated by a “:”
- Output: Most popular first name, followed by a “:”, followed by corresponding last names separated by a blank

Example Input File with 5 lines

```
Susan Smith:Jackie Long:Mary White  
Susan Brandt  
Jackie Johnson:Susan Rodger:Mary Rodger  
Eric Long:Susan Crackers:Mary Velios  
Jack Frost:Eric Lund
```

Corresponding Output

```
Susan: Smith Brandt Rodger Crackers
```

What do you need to solve this
problem?

bit.ly/101-101917-3

How might one organize the data
to solve this problem?

How many different ways
to solve this problem?

One way to solve

- Create a list of unique first names
- Create a list of lists of last names that are associated with each first name

Example – two lists

Unique
First names

0	'Susan'
1	'Jackie'
2	'Mary'
3	'Eric'
4	'Jack'

Corresponding Last names

0	['Smith', 'Brandt', 'Rodger', 'Crackers']
1	['Long', 'Johnson']
2	['White', 'Rodger', 'Velios']
3	['Long', 'Lund']
4	['Frost']

Now can we solve the problem?

- Compute those two lists that are associated with each other
 - List of unique first names
 - List of corresponding last names
- Compute the max list of last names
- Now easy to print the answer.
- See `popular.py`

Look at the code for popular.py
www.bit.ly/101-101917-4

- Which datafile is read in?
- What format is namelist in?
- Write the code for uniqueFirstNames

Write the code:

www.bit.ly/101-101917-5

- allLastNames
- correspondingLastNames
- printFirstWithLasts

Finish

```
maxnum = max([len(item) for item in lastNames])  
print maxnum  
lastIndex = [index for (index, v) in  
enumerate(lastNames) if len(v) == maxnum]  
print "first name with most last names is:"
```

Another way – list of lists

First word in each list is a first name

The rest are last names.

0	['Susan', 'Smith', 'Brandt', 'Rodger', 'Crackers']
1	['Jackie', 'Long', 'Johnson']
2	['Mary', 'White', 'Rodger', 'Velios']
3	['Eric', 'Long', 'Lund']
4	['Jack', 'Frost']

Expanding the Problem

- Suppose we want to read from multiple data files

names1.txt, names2.txt, names3.txt

See processFiles in popular.py