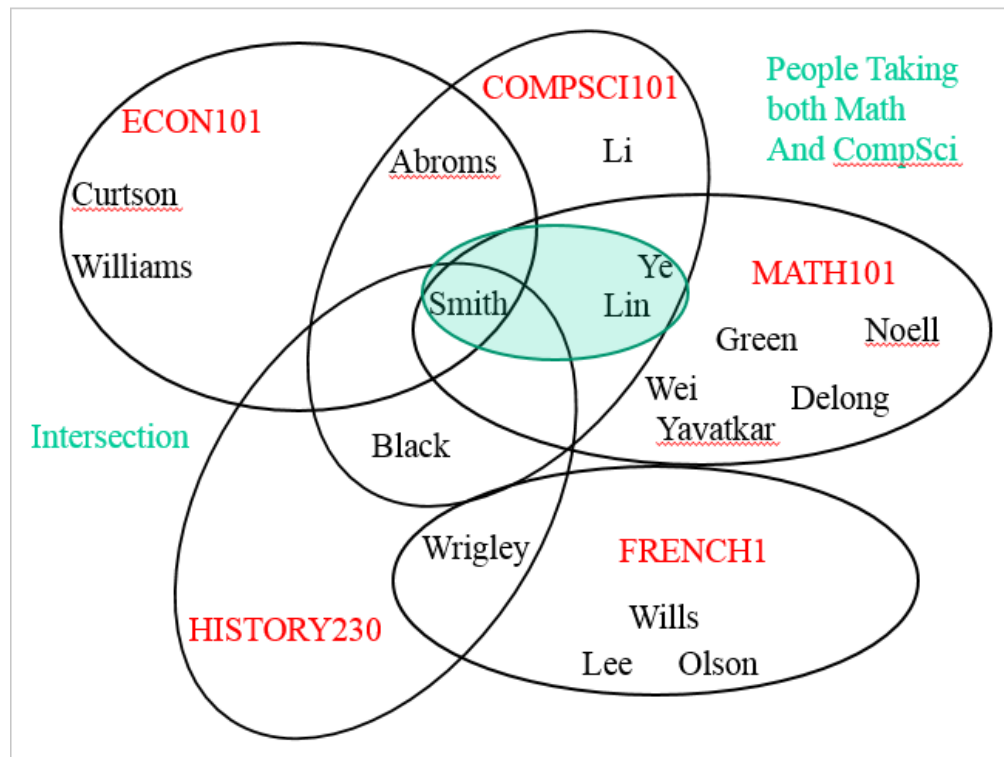


CompSci 101

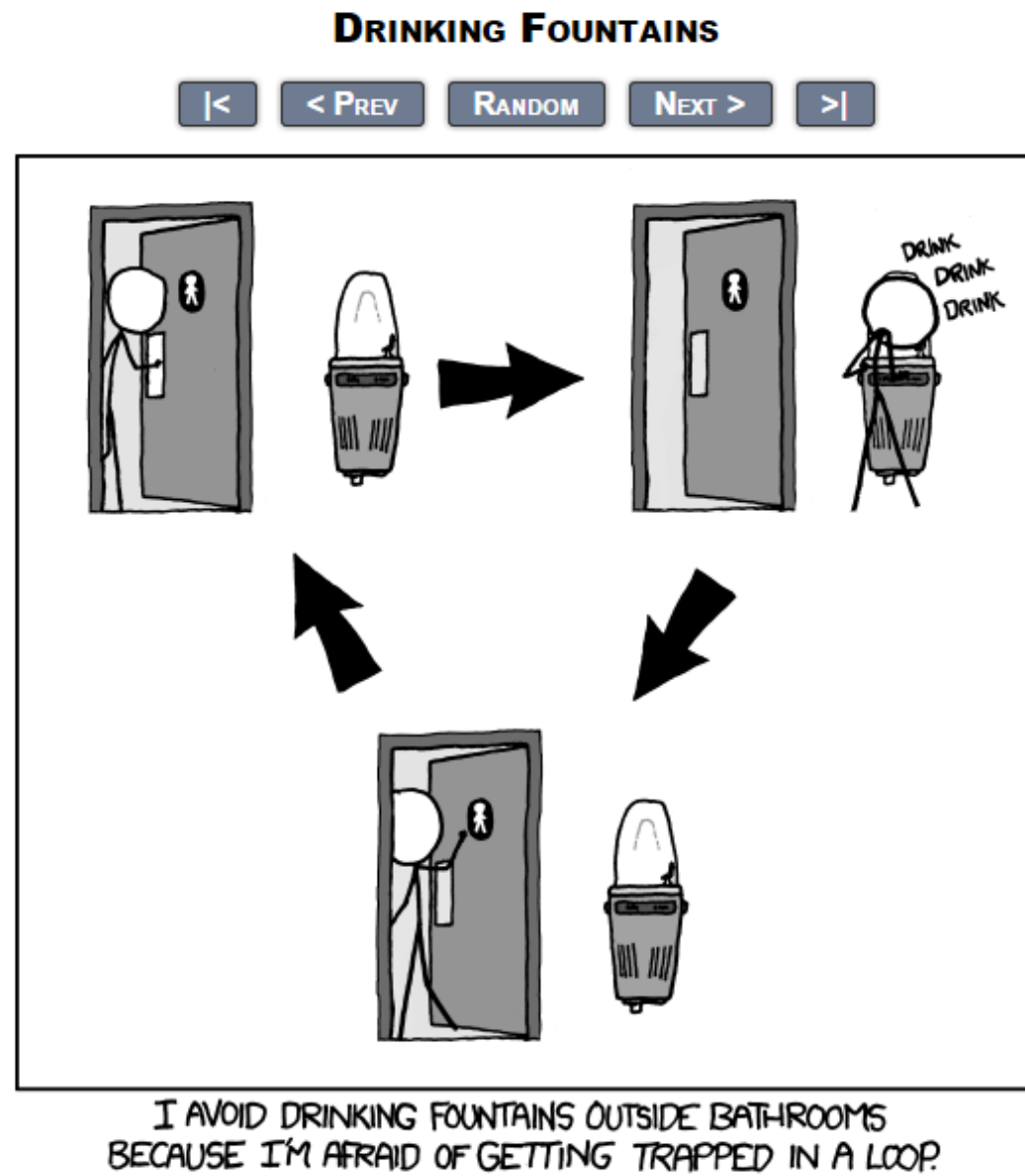
Introduction to Computer Science



Oct 26, 2017

Prof. Rodger

from
xkcd



Announcements

- Reading and RQ15 due next time
- Assignment 5 due today, Assign 6 out
- APT 5 due Tuesday
- Today:
 - Problem solving using set operations

APT SandwichBar

Problem Statement

It's time to get something to eat and I've come across a sandwich bar. Like most people, I prefer certain types of sandwiches. In fact, I keep a list of the types of sandwiches I like.

The sandwich bar has certain ingredients available. I will list the types of sandwiches I like in order of preference and buy the first sandwich the bar can make for me. In order for the bar to make a sandwich for me, it must include all of the ingredients I desire.

Given `available`, a list of Strings/ingredients the sandwich bar can use, and a `orders`, a list of Strings that represent the types of sandwiches I like, in order of preference (most preferred first), return the 0-based index of the sandwich I will buy. Each element of `orders` represents one type of sandwich I like as a space-separated list of ingredients in the sandwich. If the bar can make no sandwiches I like, return -1.

Class

```
filename: SandwichBar.py

def whichOrder(available, orders):
    """
    return zero-based index of first
    sandwich in orders, list of strings
    that can be made from ingredients
    in available, list of strings
    """

    # you write code here
```

APT SandwichBar

```
available = [ "cheese", "mustard", "lettuce" ]
```

```
orders = [ "cheese ham", "cheese mustard lettuce", "ketchup", "beer" ]
```

```
Returns: 1
```

They've run out of ham, but I'll consider other options now.

```
available = [ "cheese", "cheese", "cheese", "tomato" ]
```

```
orders = [ "ham ham ham", "water", "pork", "bread", "cheese tomato cheese", "beef" ]
```

```
Returns: 4
```

Ignore any duplicate elements in the lists.

APT SandwichBar
bit.ly/101f17-1026-1

Step 1: work an example by hand

available = ["cheese", "cheese", "cheese", "tomato"]

orders = ["ham ham ham", "water", "pork", "bread", "cheese tomato cheese", "beef"]

Problems — snarf setExample.py

- Given a list of strings that have the **name of a course (one word)**, followed by **last names (one word each)** of people in the course:
 1. Find total number of people taking any course
 2. Find number of people taking just one course

*["econ101 Abrams Curtson Williams Smith",
"history230 Black Wrigley Smith", ...]*

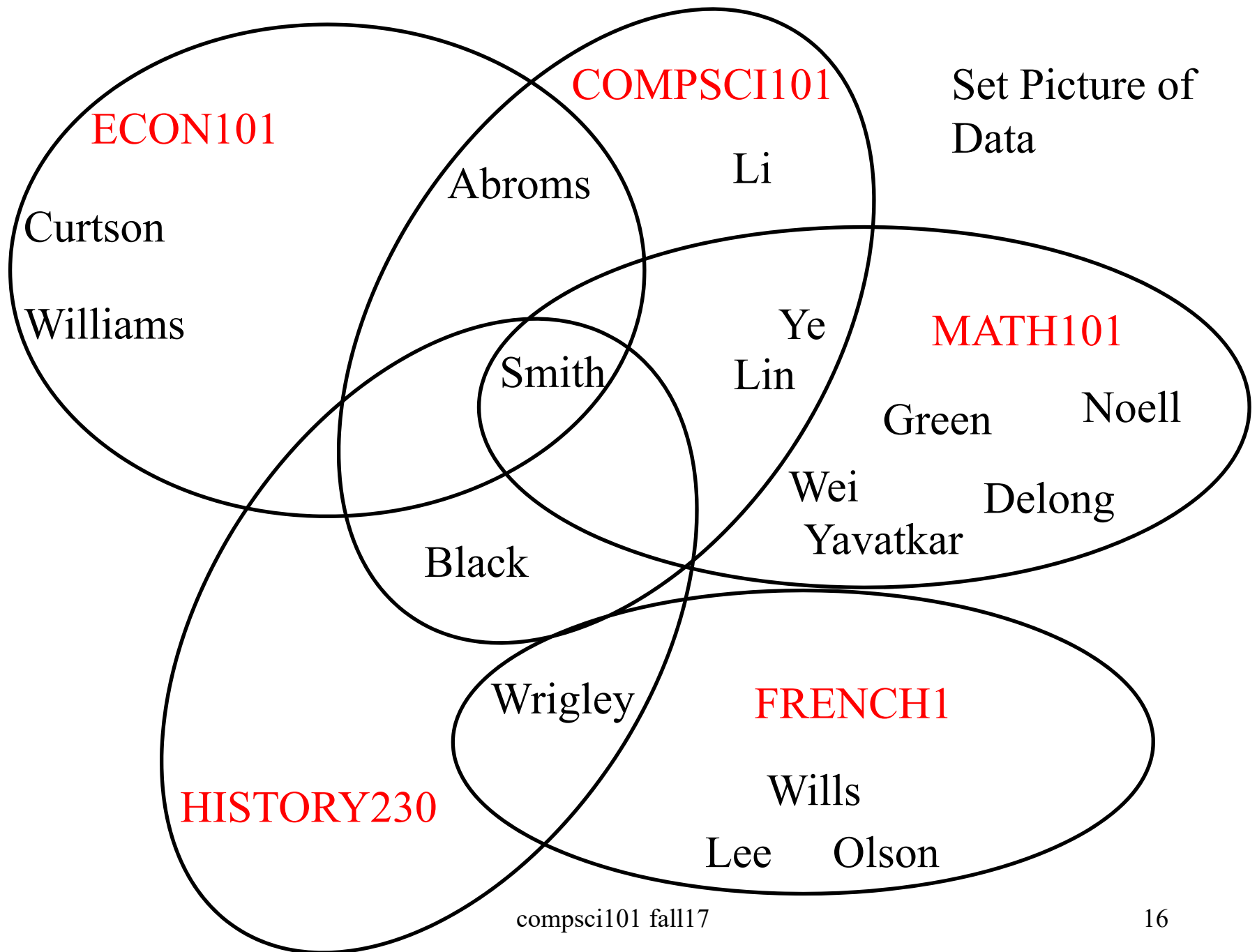
Process data — create lists of strings of names for each course

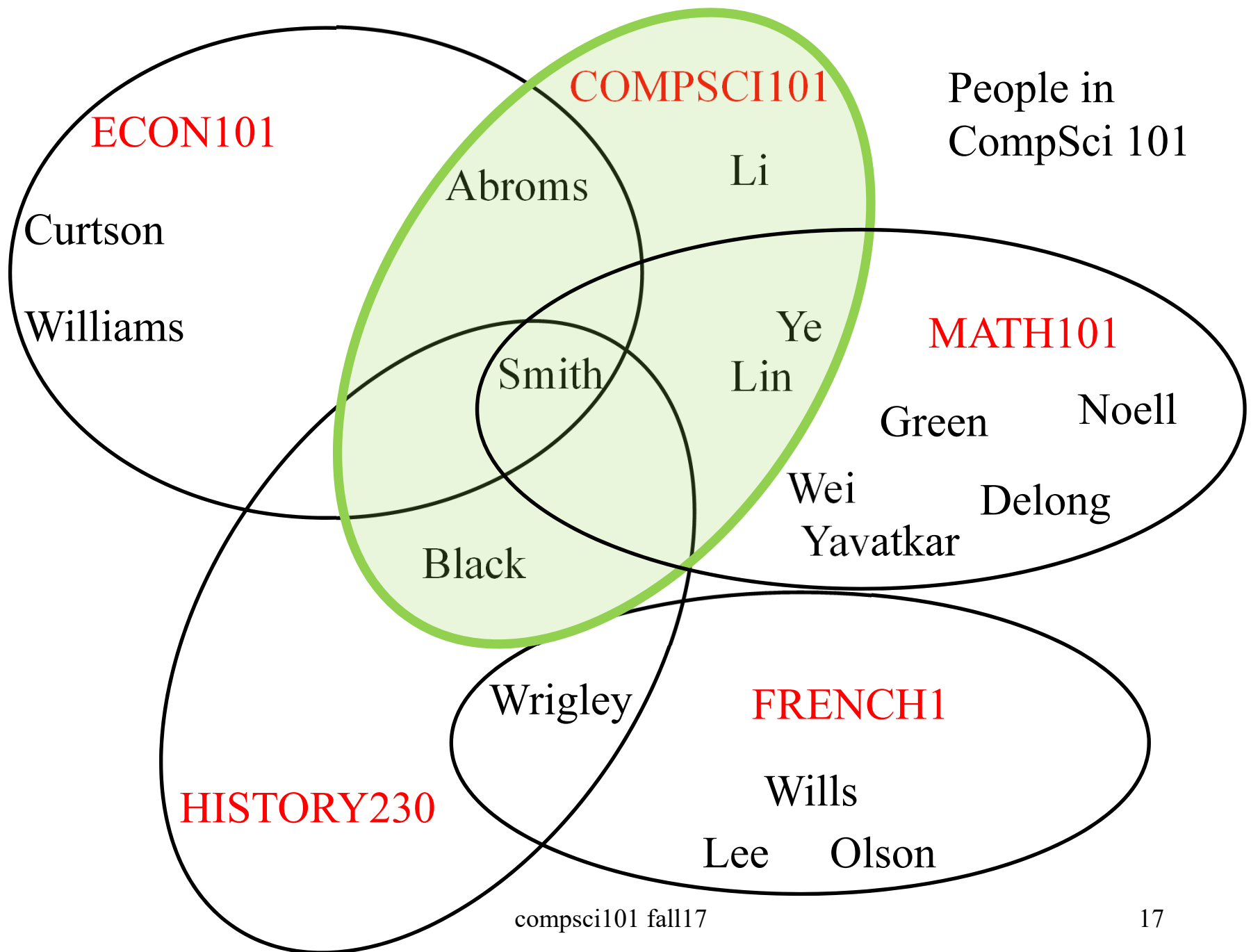
Data for example

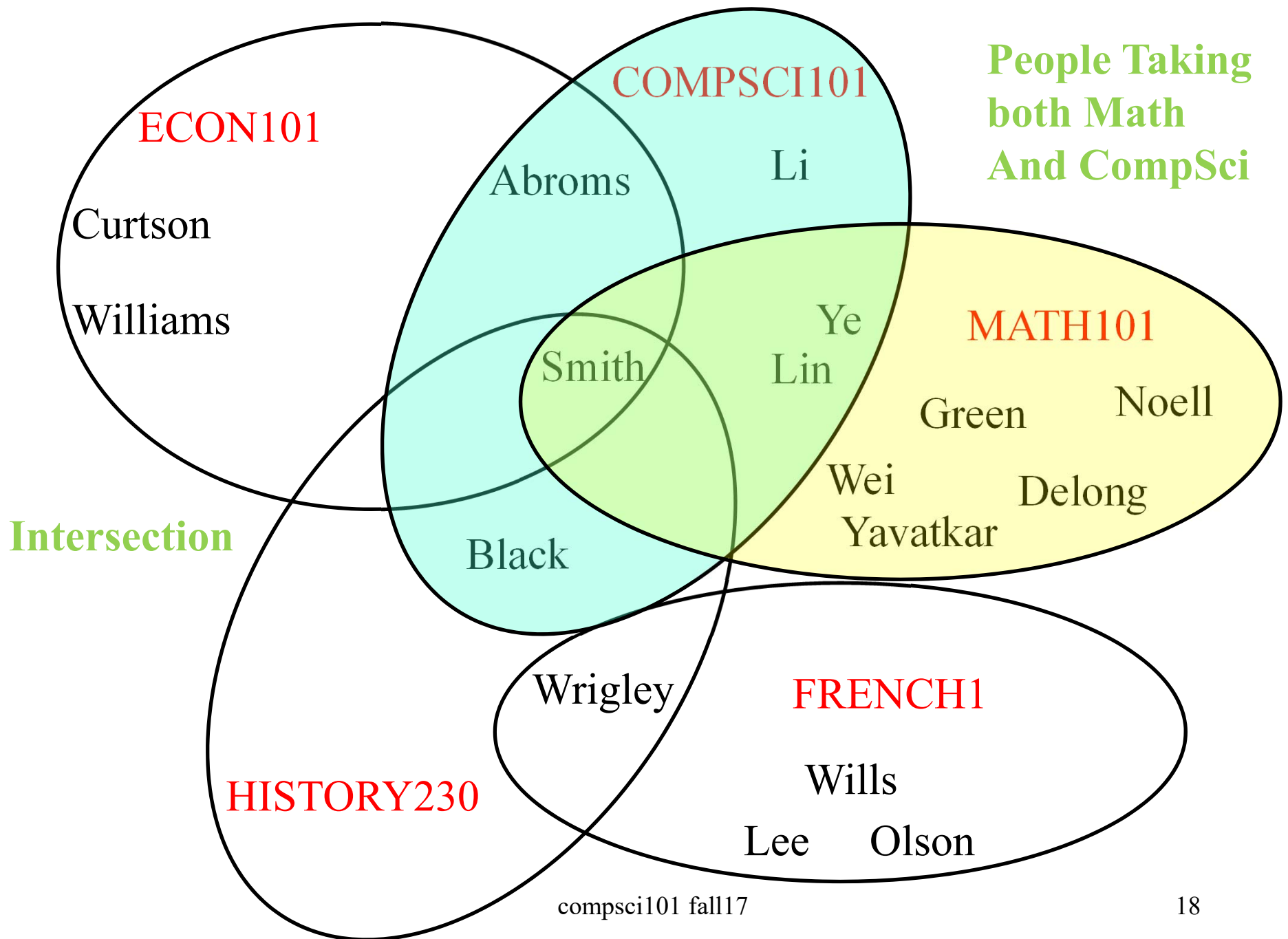
[“*compsci101 Smith Ye Li Lin Abroms Black*“,
“*math101 Green Wei Lin Williams DeLong Noell Ye Smith*”,
“*econ101 Abroms Curtson Williams Smith*”,
“*french1 Wills Wrigley Olson Lee*”,
“*history230 Black Wrigley Smith*”]

TO easier format to work with:

[[‘Smith’, ‘Ye’, ‘Li’, ‘Lin’, ‘Abroms’, ‘Black’],
[‘Green’, ‘Wei’, ‘Lin’, ‘Williams’, ‘DeLong’, ‘Noell’, ‘Ye’,
‘Smith’], [‘Abroms’, ‘Curtson’, ‘Williams’, ‘Smith’],]








Part 1 — processList

bit.ly/101f17-1026-2

- Given a list of strings that have the name of a course (one word), followed by last names of people in the course:
 - Convert list into lists of strings of names for each course



```
[ "econ101 Abroms Curtson Williams Smith",  
  "history230 Black Wrigley Smith", ... ]  
[ [ 'Abroms', 'Curtson', 'Williams', 'Smith' ],  
  [ 'Black', 'Wrigley', 'Smith', ... ] ]
```

Part 2 — peopleTakingCourses

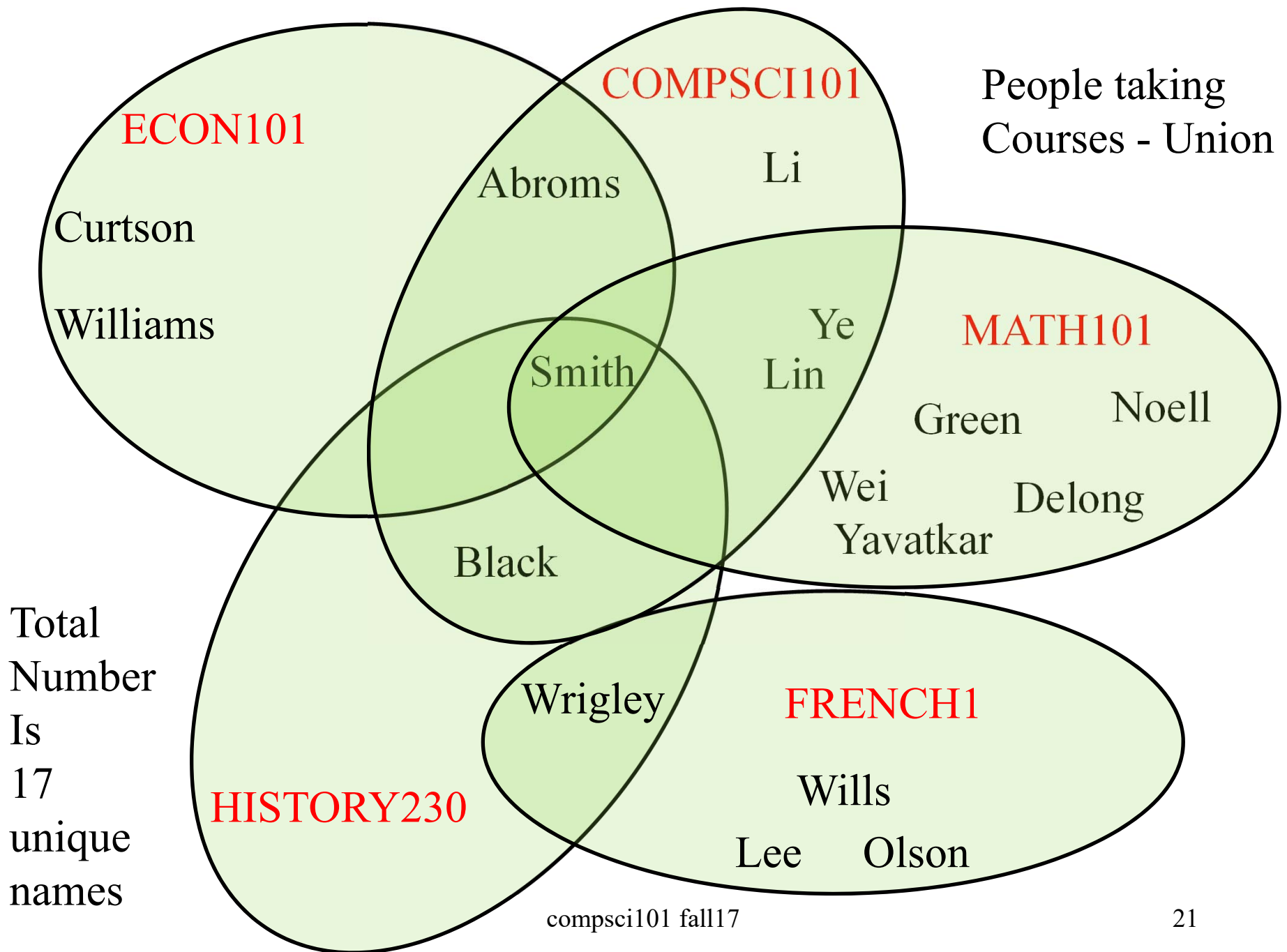
bit.ly/101f17-1026-3

- Given a list of lists of names, each list represents the people in one course:
 - Find total number of people taking any course
 - peopleTakingCourses should return unique list of names

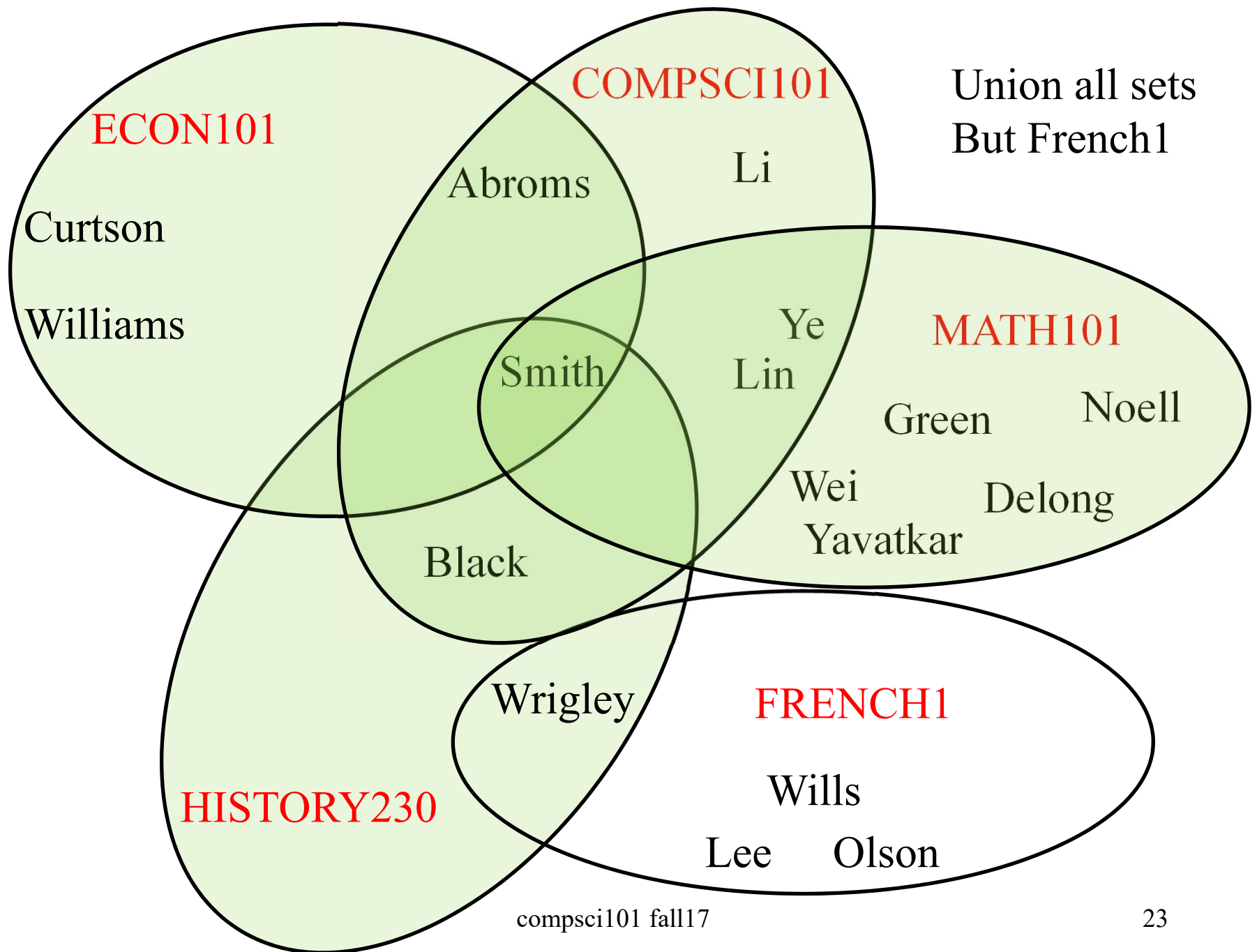
- Small Example

*[['Abroms', 'Curtson', 'Williams', 'Smith'],
['Black', 'Wrigley', 'Smith']]*

Answer is 6 unique names



Next, find the number of people
taking just one course



To solve this problem

- First let's write a helper function

Part 3 — unionAllSetsButMe

bit.ly/101f17-1026-4

- Given example, a list of sets of strings, and the index of one of the sets, return the union of all the sets but that one

`example = [set(["a", "b", "c"]), set(["b", "c", "d", "g"]), set(["e", "d", "a"])]`

`unionAllSetsButMe(example,1)` is

`set(["a", "b", "c", "e", "d"])`

Part 4 — peopleTakingOnlyOneCourse bit.ly/101f17-1026-5

- Given a list of lists of strings of names representing people from courses
 - Find number of people taking just one course

*[['Abrams', 'Curtson', 'Williams', 'Smith'],
['Black', 'Wrigley', 'Smith', 'Abrams']]*

4

