

CompSci 516  
Data Intensive Computing Systems

Lecture 15

Query Optimization

Instructor: Sudeepa Roy

# Announcements (Thurs, 10/17)

- Midterm next week 10/24 (Thursday) in class!
  - Everything until and including 10/22 is included
- HW2
  - Part 1 due next Monday 10/21
  - Part-2 deadline extended to Thursday 10/31
- Midterm project report extended to Monday 11/4
  - Submit 1 report per group on Sakai + attach to your private group thread on Piazza
  - Work on your projects!
- If you have questions on grade, send an email to [compsci516-staff@cs.duke.edu](mailto:compsci516-staff@cs.duke.edu)

# Reading Material

- [RG]
  - Query optimization: Chapter 15 (overview only)
- [GUW]
  - Chapter 16.2-16.7
- Original paper by Selinger et al. :
  - P. Selinger, M. Astrahan, D. Chamberlin, R. Lorie, and T. Price. *Access Path Selection in a Relational Database Management System*  
Proceedings of ACM SIGMOD, 1979. Pages 22-34
  - No need to understand the whole paper, but take a look at the example (link on the course webpage)

## Acknowledgement:

- The following slides have been created adapting the instructor material of the [RG] book provided by the authors Dr. Ramakrishnan and Dr. Gehrke.
- Some of the following slides have been created by adapting slides by Profs. Shivnath Babu and Magda Balazinska

# Query Blocks: Units of Optimization

- **Query Block**
  - No nesting
  - One SELECT, one FROM
  - At most one WHERE, GROUP BY, HAVING
- SQL query
- => parsed into a collection of query blocks
- => the blocks are optimized one block at a time
- Express single-block it as a relational algebra (RA) expression

```
SELECT S.sname
FROM Sailors S
WHERE S.age IN
  (SELECT MAX (S2.age)
   FROM Sailors S2
   GROUP BY S2.rating)
```

*Outer block*

*Nested block*

# Cost Estimation

- For each plan considered, must estimate cost:
- Must **estimate cost** of each operation in plan tree.
  - Depends on input cardinalities
  - We've discussed how to estimate the cost of operations (sequential scan, index scan, joins, etc.)
- Must also **estimate size of result** for each operation in tree
  - gives input cardinality of next operators
- Also consider
  - whether the output is sorted
  - intermediate results written to disk

# Relational Algebra Equivalences

- Allow us to choose different join orders and to 'push' selections and projections ahead of joins.

- ❖ **Selections:**  $\sigma_{c_1 \wedge \dots \wedge c_n}(R) \equiv \sigma_{c_1}(\dots \sigma_{c_n}(R))$  (*Cascade*)  
 $\sigma_{c_1}(\sigma_{c_2}(R)) \equiv \sigma_{c_2}(\sigma_{c_1}(R))$  (*Commute*)
- ❖ **Projections:**  $\pi_{a_1}(R) \equiv \pi_{a_1}(\dots (\pi_{a_n}(R)))$  (*Cascade*)
- ❖ **Joins:**  $R \bowtie (S \bowtie T) \equiv (R \bowtie S) \bowtie T$  (*Associative*)  
 $(R \bowtie S) \equiv (S \bowtie R)$  (*Commute*)

There are many more intuitive equivalences, see 15.3.4 for details if interested

# Notation

- $T(R)$  : Number of tuples in  $R$
- $B(R)$  : Number of blocks (pages) in  $R$
- $V(R, A)$  : Number of distinct values of attribute  $A$  in  $R$

# Query Optimization Problem

Pick the best plan from the space of  
physical plans



# Cost-based Query Optimization

Pick the plan with least cost

Challenge:

- Do not want to execute more than one plans
- Need to estimate the cost without executing the plan!

“**heuristic-based**” optimizer (e.g. push selections down) have limited power and not used much

# Cost-based Query Optimization

Pick the plan with least cost

Tasks:

1. Estimate the cost of individual operators done
2. Estimate the size of output of individual operators today
3. Combine costs of different operators in a plan today
4. Efficiently search the space of plans today

# Task 1 and 2

## Estimating cost and size of different operators

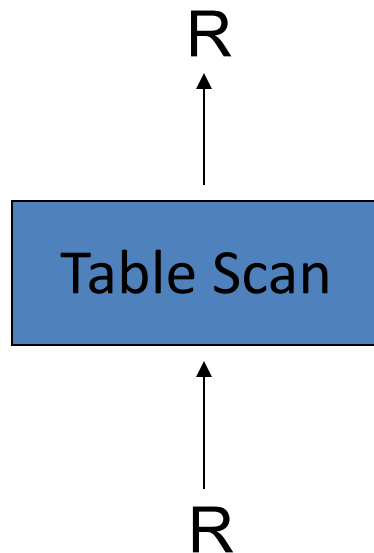
- Size = #tuples, NOT #pages
- Cost = #page I/O
  - need to consider whether the intermediate relation fits in memory, is written back to/read from disk (or on-the-fly goes to the next operator), etc.

# Desired Properties of Estimating Sizes of Intermediate Relations

Ideally,

- should give accurate estimates (as much as possible)
- should be easy to compute
- should be logically consistent
  - size estimate should be independent of how the relation is computed (e.g. which join algorithm/join order is used)
- But, no “universally agreed upon” ways to meet these goals

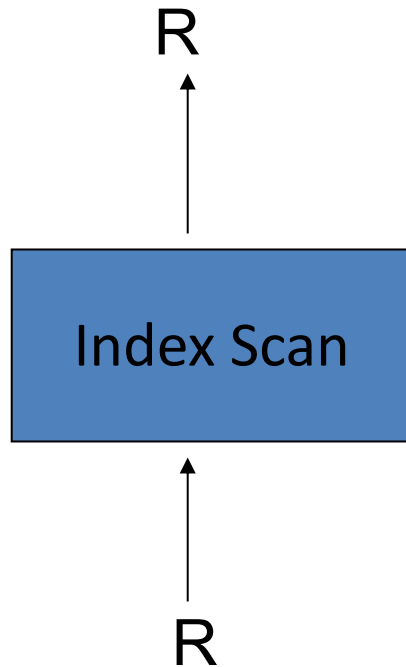
# Cost of Table Scan



Cost:  $B(R)$   
Size:  $T(R)$

$T(R)$  : Number of tuples in  $R$   
 $B(R)$  : Number of blocks in  $R$

# Cost of Index Scan



Cost:  $B(R)$  – if clustered  
 $T(R)$  – if unclustered

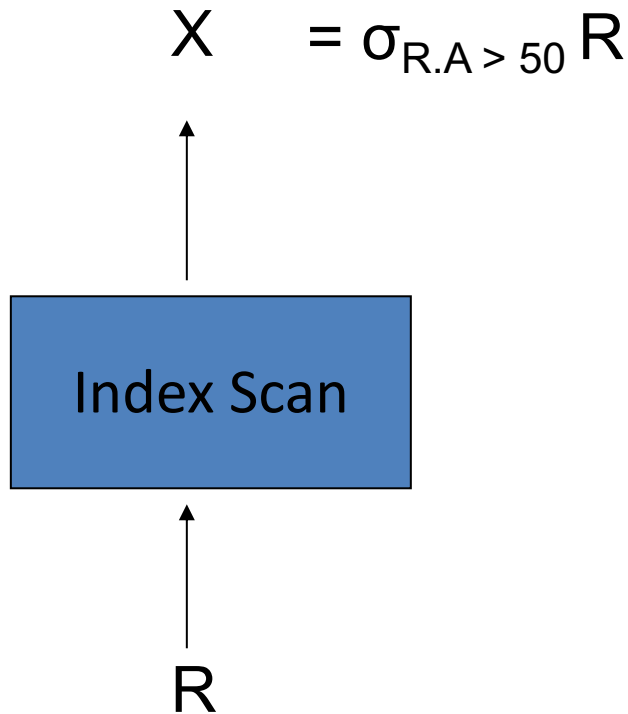
Size:  $T(R)$

$T(R)$  : Number of tuples in  $R$   
 $B(R)$  : Number of blocks in  $R$

## Note:

1. size is independent of the implementation of the scan/index
2. Index scan is bad if unclustered

# Cost of Index Scan with Selection



Cost:  $B(R) * f$  – if clustered  
 $T(R) * f$  – if unclustered

Size:  $T(R) * f$

$T(R)$  : Number of tuples in  $R$   
 $B(R)$  : Number of blocks in  $R$

Reduction factor

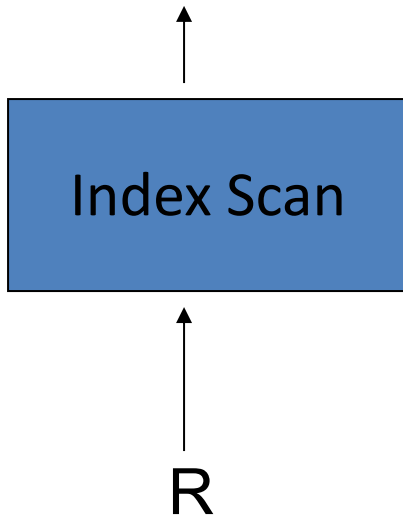
$$f = (\text{Max}(R.A) - 50) / (\text{Max}(R.A) - \text{Min}(R.A))$$

assumes uniform distribution

# Cost of Index Scan with Selection (and multiple conditions)

$$X = \sigma_{R.A > 50 \text{ and } R.B = C} R$$

assume index on  
(A, B)



What is  $f_1$  if the first condition is  $100 > R.1 > 50$ ?

Cost:  $B(R) * f$  – if clustered  
 $T(R) * f$  – if unclustered

Size:  $T(R) * f$

Reduction factors

range selection

$$f_1 = (\text{Max}(R.A) - 50) / (\text{Max}(R.A) - \text{Min}(R.A))$$

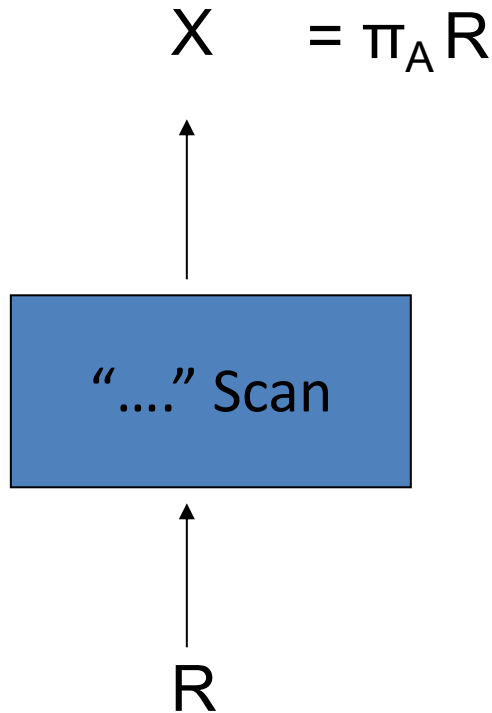
$$f_2 = 1 / V(R, B) \quad \text{value selection}$$

$$f = f_1 * f_2 \quad (\text{assumes independence and uniform distribution})$$

$T(R)$  : Number of tuples in  $R$   
 $B(R)$  : Number of blocks in  $R$   
 $V(R, A)$  : Number of distinct values of attribute  $A$  in  $R$



# Cost of Projection



Cost: depends on the method of scanning  $R$

$B(R)$  for table scan or clustered index scan

Size:  $T(R)$

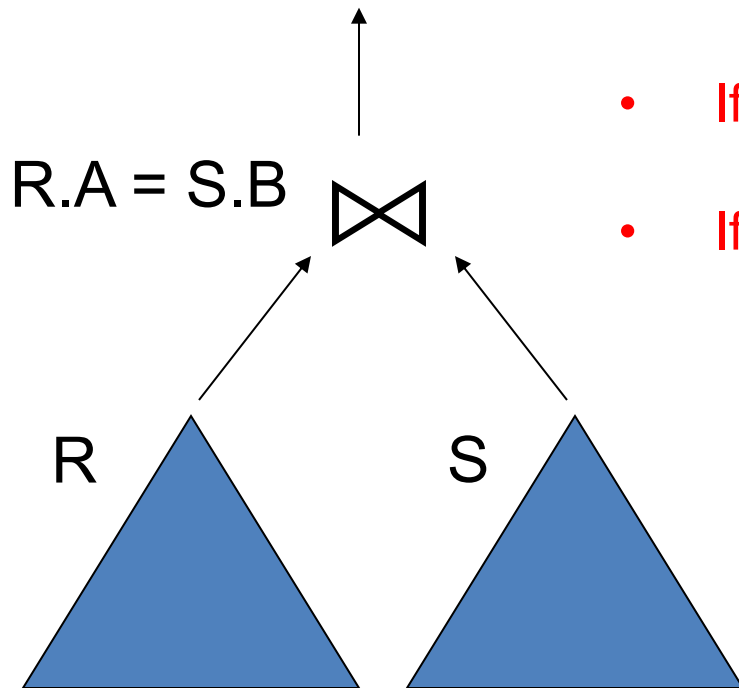
But tuples are smaller

If you have more information on the size of the smaller tuples, can estimate #I/O better

# Size of Join

Quite tricky

- If disjoint A and B values
  - then 0
- If A is key of R and B is foreign key of S
  - then  $T(S)$
- If all tuples have the same value of  $R.A = S.B = x$ 
  - then  $T(R) * T(S)$



$T(R)$  : Number of tuples in R  
 $B(R)$  : Number of blocks in R  
 $V(R, A)$  : Number of distinct values of attribute A in R

$T(R)$  : Number of tuples in  $R$   
 $B(R)$  : Number of blocks in  $R$   
 $V(R, A)$  : Number of distinct values of attribute  $A$  in  $R$

# Size of Join

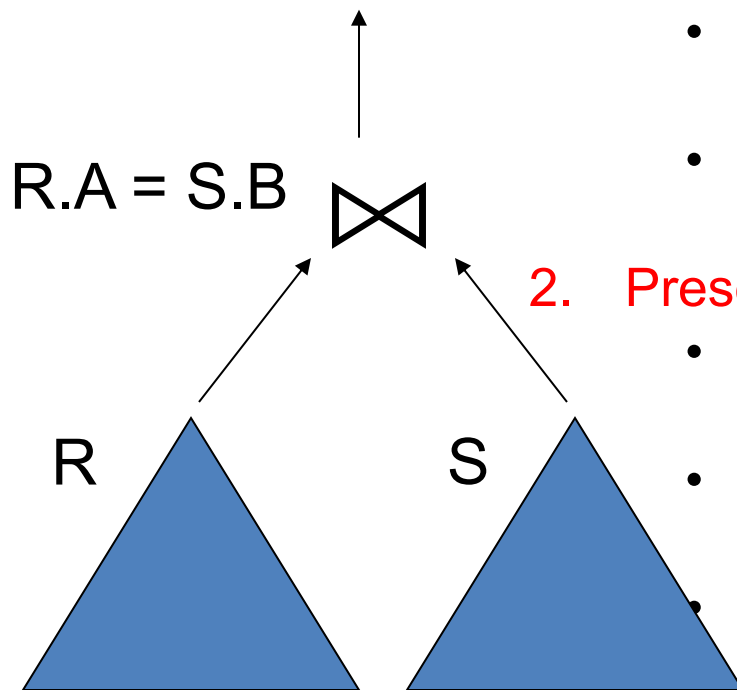
## Two standard assumptions

### 1. Containment of value sets:

- if  $V(R, A) \leq V(S, B)$ , then all  $A$ -values of  $R$  are included in  $B$ -values of  $S$
- e.g. satisfied when  $A$  is foreign key,  $B$  is key

### 2. Preservation of value sets:

- For all “non-joining” attributes, the set of distinct values is preserved in join
- $V(R \bowtie S, C) = V(R, C)$ , where  $C \neq A$  is an attribute in  $R$
- $V(R \bowtie S, D) = V(S, D)$ , where  $D \neq B$  is an attribute in  $S$
- Helps estimate distinct set size in  $R \bowtie S \bowtie T$

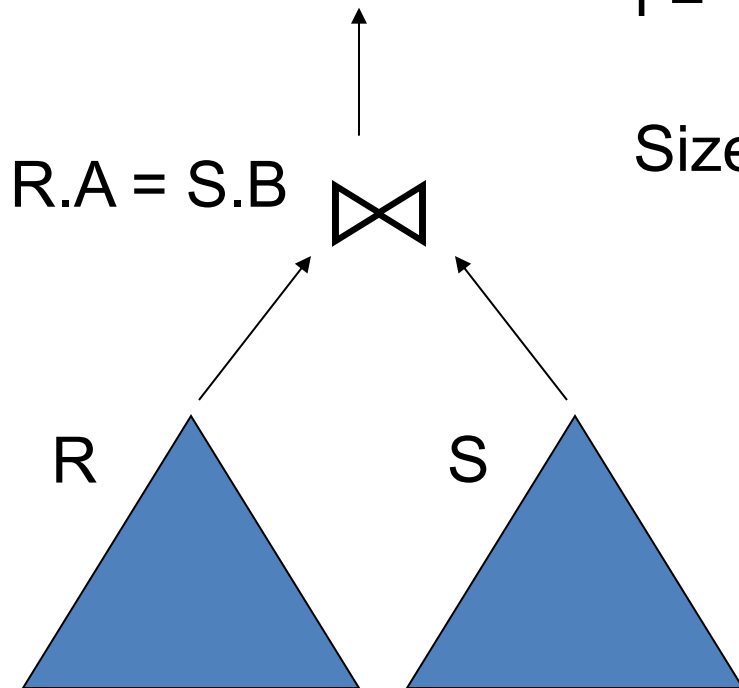


# Size of Join

Reduction factor

$$f = 1/\max(V(R, A), V(S, B))$$

$$\text{Size} = T(R) * T(S) * f$$



T (R) : Number of tuples in R  
B (R) : Number of blocks in R  
V(R, A) : Number of distinct values of attribute A in R

Assumes index on both A and B

if one index:  $1/V(\dots, \dots)$

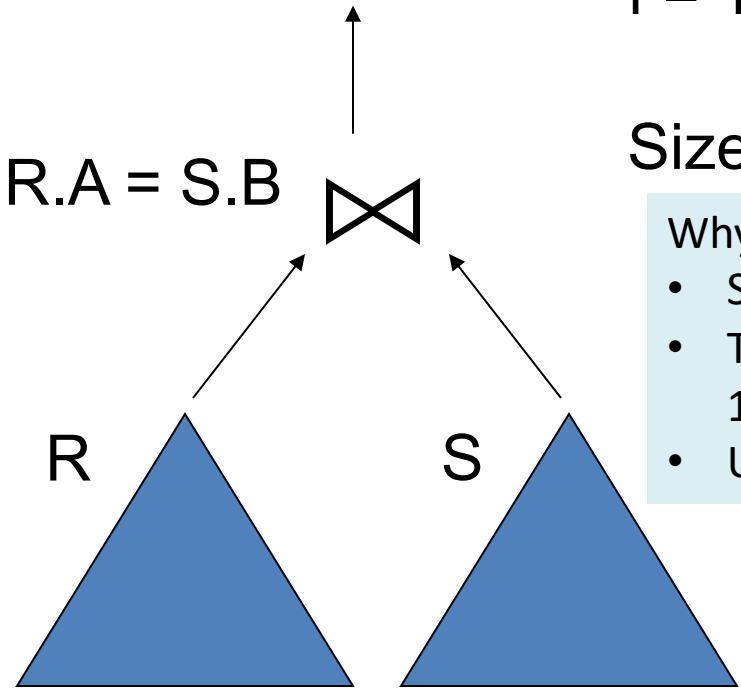
if no index: say  $1/10$

# Size of Join

## Reduction factor

$$f = 1/\max(V(R, A), V(S, B))$$

$$\text{Size} = T(R) * T(S) * f$$



Why max?

- Suppose  $V(R, A) \leq V(S, B)$
- The probability of a A-value joining with a B-value is  $1/V(S, B) = \text{reduction factor}$
- Under the two assumptions stated earlier + uniformity

T (R) : Number of tuples in R  
 B (R) : Number of blocks in R  
 V(R, A) : Number of distinct values of attribute A in R

# Announcements (Tues, 10/22)

- Sudeepa's office hour today moved to tomorrow 12-1 pm and 4:30-5 pm in LSRC D325
- Midterm on Thursday 10/24 in class!
  - Everything up to today's lecture is included
- HW2
  - Part-1 due tonight
  - Part-2 due next Thursday 10/31
- Midterm project report due Monday 11/4

# Review: Cost-based Query Optimization

Pick the plan with least cost

Tasks:

1. Estimate the cost of individual operators done
2. Estimate the size of output of individual operators done
3. Combine costs of different operators in a plan today
4. Efficiently search the space of plans today

# Review: Cost Estimation

- For any operator in the query plan, need to estimate both
  - Size = no. of output tuples
  - Cost = no. of pages I/O from disk
- We assume uniformity and independence
  - Q1.  $\sigma_{R.A > 50 \text{ and } R.B = 25} R$   
Suppose range of R.A is [10, 100], R.B has 50 distinct values, and R has 900 tuples. What is the size estimate of the output?
  - Q2.  $R(A, B) \bowtie S(B, C)$ . S has 100 distinct values of B and 500 tuples. What is the size estimate of the output?



# Task 3: Combine cost of different operators in a plan

With Examples

“Given” the physical plan

- Size = #tuples, NOT #pages
- Cost = #page I/O
- but, need to consider whether the intermediate relation fits in memory, is written back to disk (or on-the-fly goes to the next operator) etc.

# Example Query

Student (sid, name, age, address)

Book(bid, title, author)

Checkout(sid, bid, date)

Query:

```
SELECT S.name
FROM Student S, Book B, Checkout C
WHERE S.sid = C.sid
AND B.bid = C.bid
AND B.author = 'Olden Fames'
AND S.age > 12
AND S.age < 20
```

S(sid,name,age,addr)  
B(bid,title,author)  
C(sid,bid,date)

# Assumptions

- Student: S, Book: B, Checkout: C On disk initially
- Sid, bid foreign key in C referencing S and B resp.
- There are 10,000 Student records stored on 1,000 pages.
- There are 50,000 Book records stored on 5,000 pages.
- There are 300,000 Checkout records stored on 15,000 pages.
- There are 500 different authors.
- Student ages range from 7 to 24.

Warning: a few dense slides next 😊

S(sid,name,age,addr)

T(S)=10,000

B(S)=1,000

V(B,author) = 500

B(bid,title,author)

T(B)=50,000

B(B)=5,000

7 <= age <= 24

C(sid,bid,date)

T(C)=300,000

B(C)=15,000

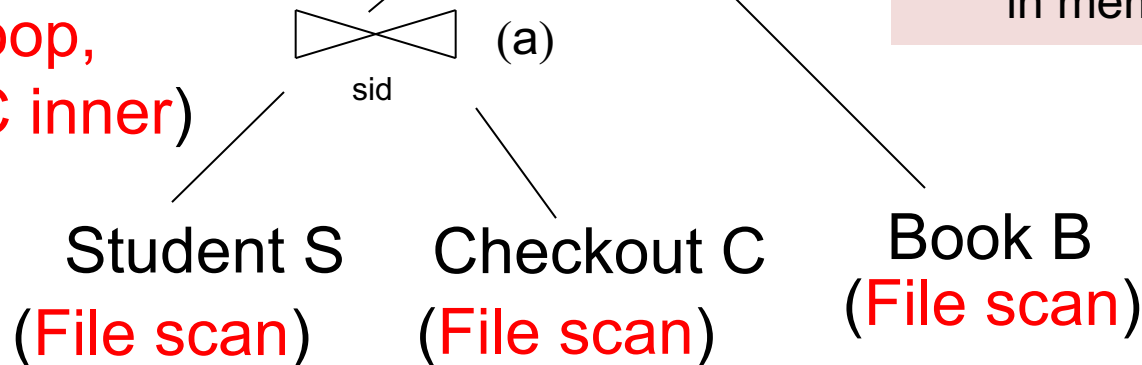
# Physical Query Plan – 1

(On the fly) (d)  $\Pi_{name}$

(On the fly) (c)  $\sigma_{12 < age < 20 \wedge author = 'Olden Fames'}$

(Tuple-based nested loop  
B inner)

(Page-oriented  
-nested loop,  
S outer, C inner)



## Q. Compute

1. the cost and cardinality in steps (a) to (d)
2. the total cost

## Assumptions (given):

- Data is not sorted on any attributes
- For (b), outer relation fit in memory

S(sid,name,age,addr)

T(S)=10,000

B(S)=1,000

V(B,author) = 500

B(bid,title,author)

T(B)=50,000

B(B)=5,000

7 <= age <= 24

C(sid,bid,date)

T(C)=300,000

B(C)=15,000

(a)

(On the fly) (d)  $\Pi_{name}$

(On the fly) (C)  $\sigma_{12 < age < 20 \wedge author = 'Olden Fames'}$

(Tuple-based nested loop  
B inner)

(Page-oriented  
-nested loop,  
S outer, C inner)

Student S  
(File scan)

Checkout C  
(File scan)

Book B  
(File scan)

**Cost =**

$$B(S) + B(S) * B(C)$$

$$= 1000 + 1000 * 15000$$

$$= 15,001,000$$

**Cardinality =**

$$T(C) = 300,000$$

- foreign key join, output pipelined to next join
- Can apply the "formula" as well

$$T(S) * T(C) / \max(V(S, sid), V(C, sid))$$

$$= T(C)$$

since  $V(S, sid) \geq V(C, sid)$   
and  $T(S) = V(S, sid)$

S(sid,name,age,addr)

T(S)=10,000

B(S)=1,000

V(B,author) = 500

B(bid,title,author)

T(B)=50,000

B(B)=5,000

7 <= age <= 24

C(sid,bid,date)

T(C)=300,000

B(C)=15,000

(b)

(On the fly) (d)  $\Pi_{name}$

(On the fly) (C)  $\sigma_{12 < \text{age} < 20 \wedge \text{author} = \text{'Olden Fames'}}$

**Cost =**

$T(S \bowtie C) * B(B)$

$= 300,000 * 5,000 = 15 * 10^8$

**Cardinality =**

$T(S \bowtie C) = 300,000$

- foreign key join
- don't need scanning for outer relation
  - outer relation fits in memory

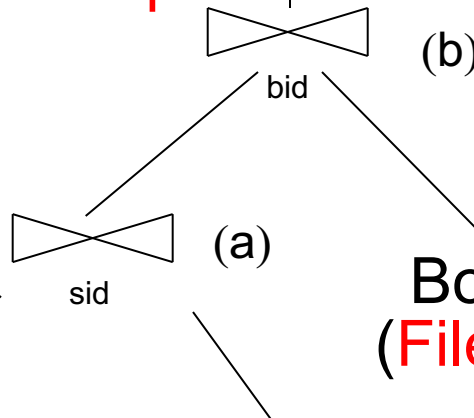
(Tuple-based nested loop  
B inner)

(Page-oriented  
-nested loop,  
S outer, C inner)

Student S  
(File scan)

Checkout C  
(File scan)

Book  
(File scan)



S(sid,name,age,addr)

T(S)=10,000

B(S)=1,000

V(B,author) = 500

B(bid,title,author)

T(B)=50,000

B(B)=5,000

7 <= age <= 24

C(sid,bid,date)

T(C)=300,000

B(C)=15,000

(c, d)

(On the fly) (d)  $\Pi_{name}$

(On the fly) (C)  $\sigma_{12 < \text{age} < 20 \wedge \text{author} = \text{'Olden Fames'}}$

**Cost =**

**0** (on the fly)

**Cardinality =**

$300,000 * 1/500 * 7/18$

$= 234$  (approx)

(assuming uniformity and independence)

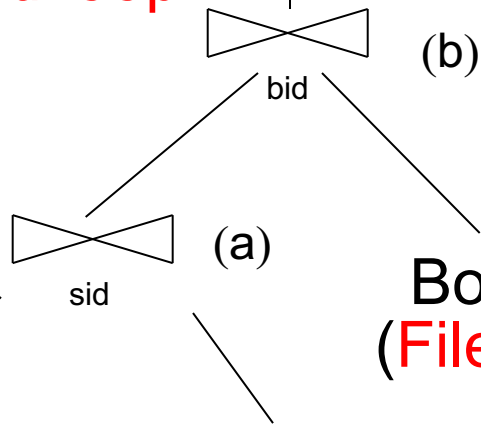
(Tuple-based nested loop  
B inner)

(Page-oriented  
-nested loop,  
S outer, C inner)

Student S  
(File scan)

Checkout C  
(File scan)

Book B  
(File scan)



S(sid,name,age,addr)

T(S)=10,000

B(S)=1,000

V(B,author) = 500

B(bid,title,author)

T(B)=50,000

B(B)=5,000

7 <= age <= 24

C(sid,bid,date)

T(C)=300,000

B(C)=15,000

(Total)

**Total cost =**

1,515,001,000

**Final cardinality =**

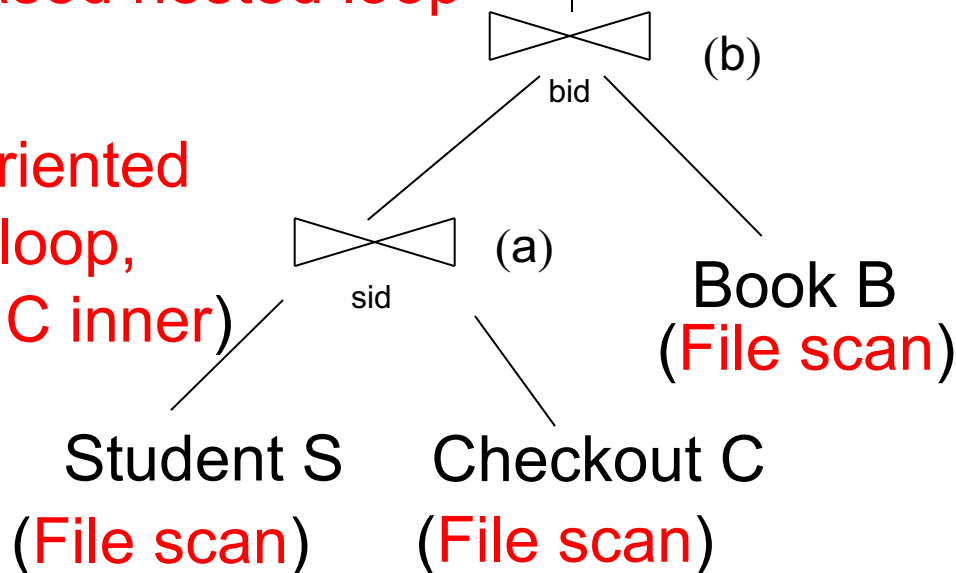
234 (approx)

(On the fly) (d)  $\Pi_{name}$

(On the fly) (c)  $\sigma_{12 < age < 20 \wedge author = 'Olden Fames'}$

(Tuple-based nested loop  
B inner)

(Page-oriented  
-nested loop,  
S outer, C inner)





S(sid,name,age,addr)

T(S)=10,000

B(S)=1,000

V(B,author) = 500

B(bid,title,author)

T(B)=50,000

B(B)=5,000

7 <= age <= 24

C(sid,bid,date)

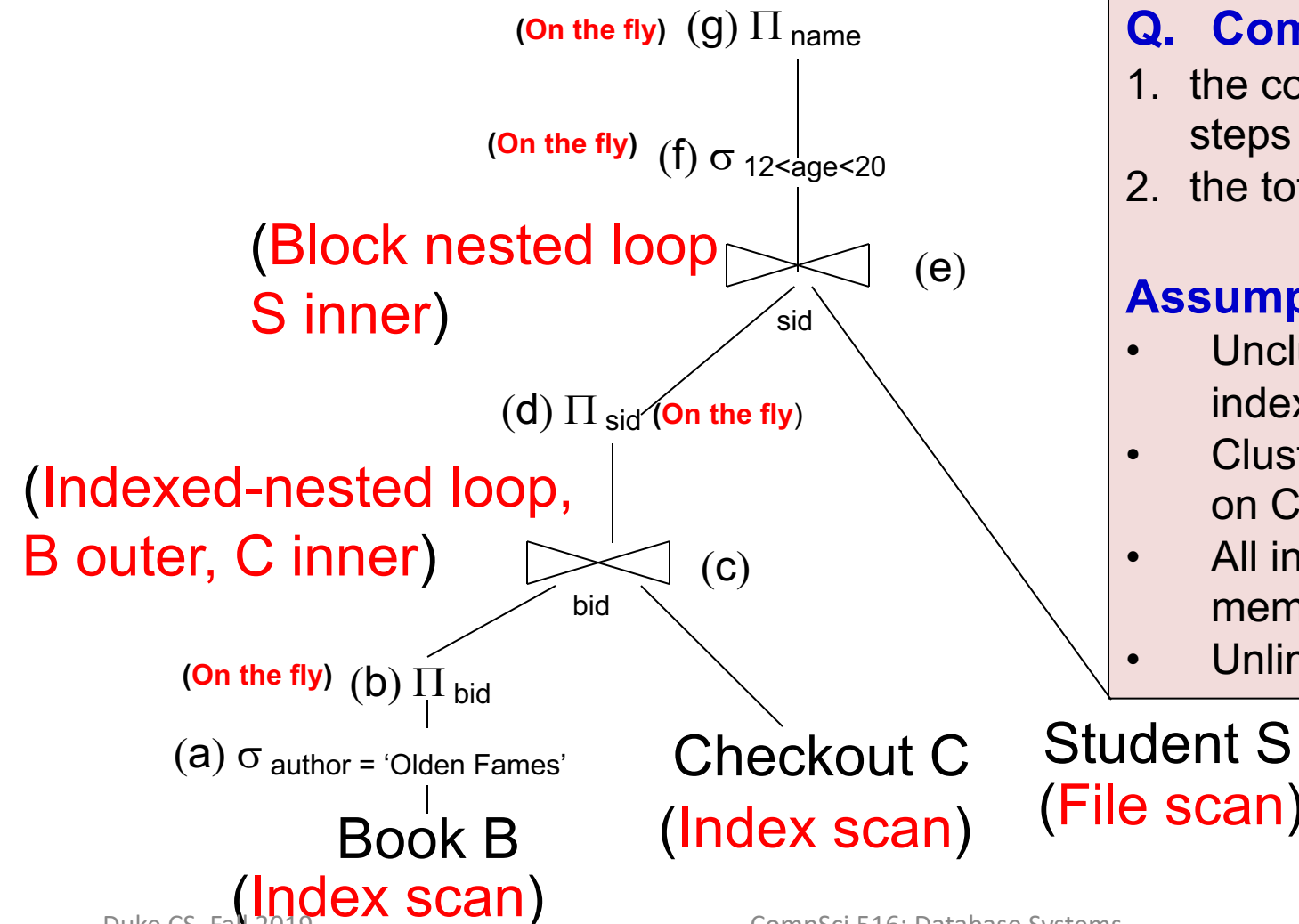
T(C)=300,000

B(C)=15,000

V(B,author) = 500

7 <= age <= 24

# Physical Query Plan – 2



**Q. Compute**

1. the cost and cardinality in steps (a) to (g)
2. the total cost

**Assumptions (given):**

- Unclustered B+tree index on B.author
- Clustered B+tree index on C.bid
- All index pages are in memory
- Unlimited memory

S(sid,name,age,addr)

T(S)=10,000

B(S)=1,000

V(B,author) = 500

B(bid,title,author): Un. B+ on author

T(B)=50,000

B(B)=5,000

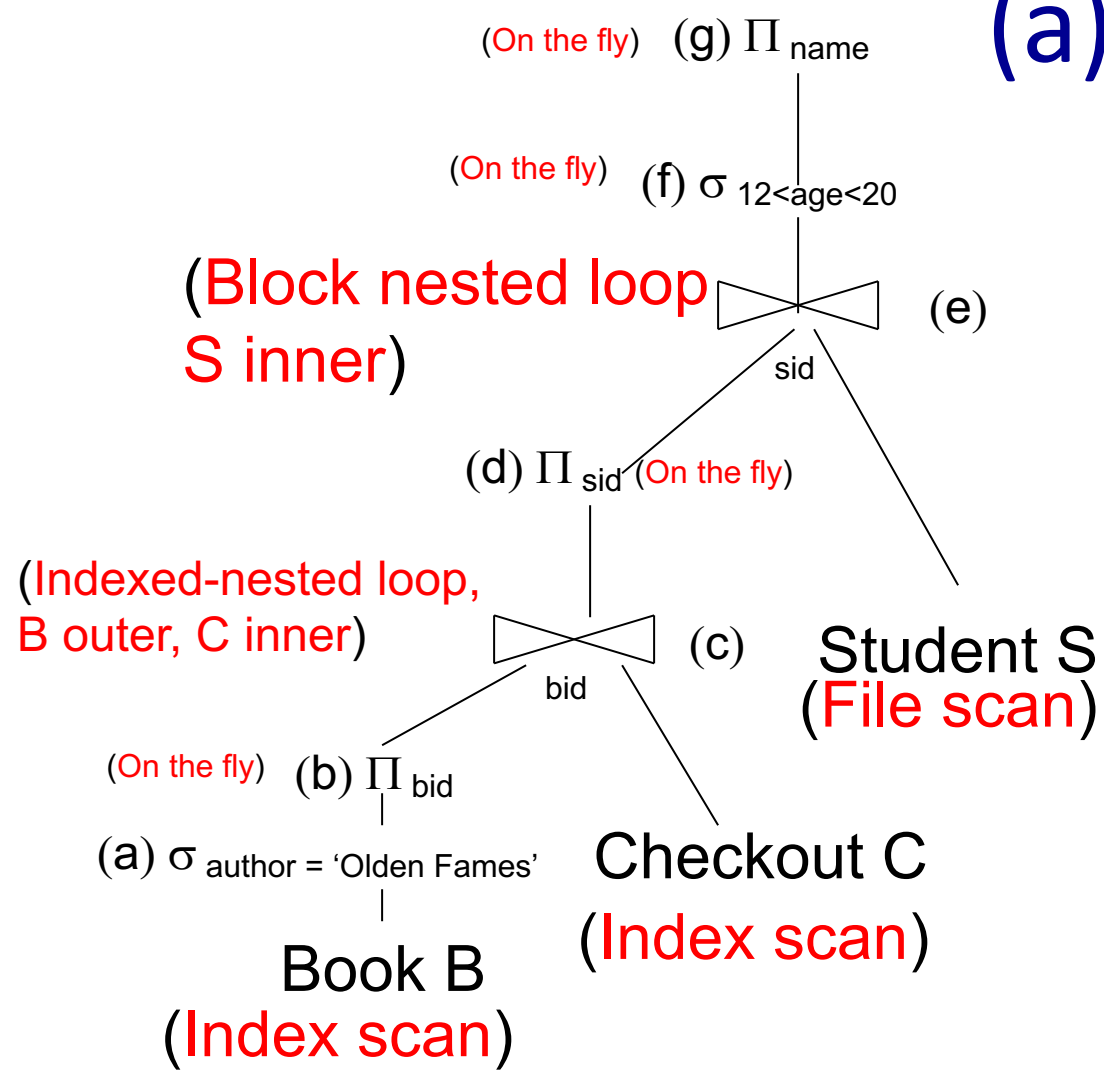
7 <= age <= 24

C(sid,bid,date): Cl. B+ on bid

T(C)=300,000

B(C)=15,000

(a)



**Cost =**  
 $T(B) / V(B, author)$   
 $= 50,000 / 500$   
 $= 100$  (unclustered)

**Cardinality =**  
 100

S(sid,name,age,addr)

T(S)=10,000

B(S)=1,000

V(B,author) = 500

B(bid,title,author): Un. B+ on author

T(B)=50,000

B(B)=5,000

7 <= age <= 24

C(sid,bid,date): Cl. B+ on bid

T(C)=300,000

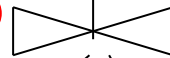
B(C)=15,000

(b)

(On the fly) (g)  $\Pi_{name}$

(On the fly) (f)  $\sigma_{12 < age < 20}$

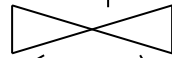
(Block nested loop  
S inner)



(e)

sid

(d)  $\Pi_{sid}$  (On the fly)



(c)

bid

Student S  
(File scan)

(On the fly) (b)  $\Pi_{bid}$

(a)  $\sigma_{author = 'Olden Fames'}$

Checkout C  
(Index scan)

Book B

(Index scan)

Cost =  
0 (on the fly)  
  
Cardinality =  
100

S(sid,name,age,addr)

T(S)=10,000

B(S)=1,000

V(B,author) = 500

B(bid,title,author): Un. B+ on author

T(B)=50,000

B(B)=5,000

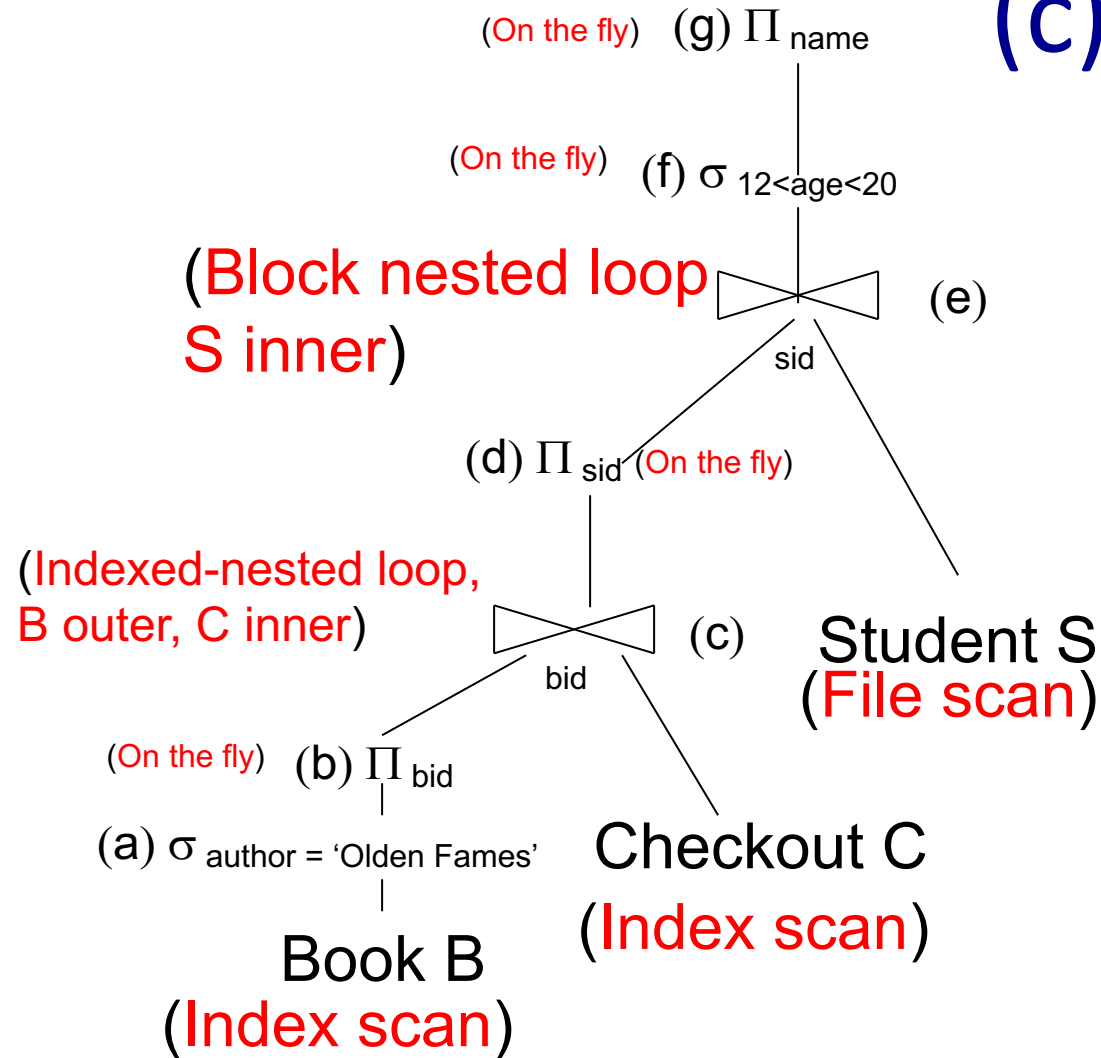
7 <= age <= 24

C(sid,bid,date): Cl. B+ on bid

T(C)=300,000

B(C)=15,000

(c)



- one index lookup per outer B tuple
- 1 book has  $T(C)/T(B) = 6$  checkouts (uniformity)
- # C tuples per page =  $T(C)/B(C) = 20$
- 6 tuples fit in at most 2 consecutive pages (clustered) could assume 1 page as well

**Cost <=**

$100 * 2 = 200$

**Cardinality =**

$100 * 6 = 600$

S(sid,name,age,addr)

T(S)=10,000

B(S)=1,000

V(B,author) = 500

B(bid,title,author): Un. B+ on author

T(B)=50,000

B(B)=5,000

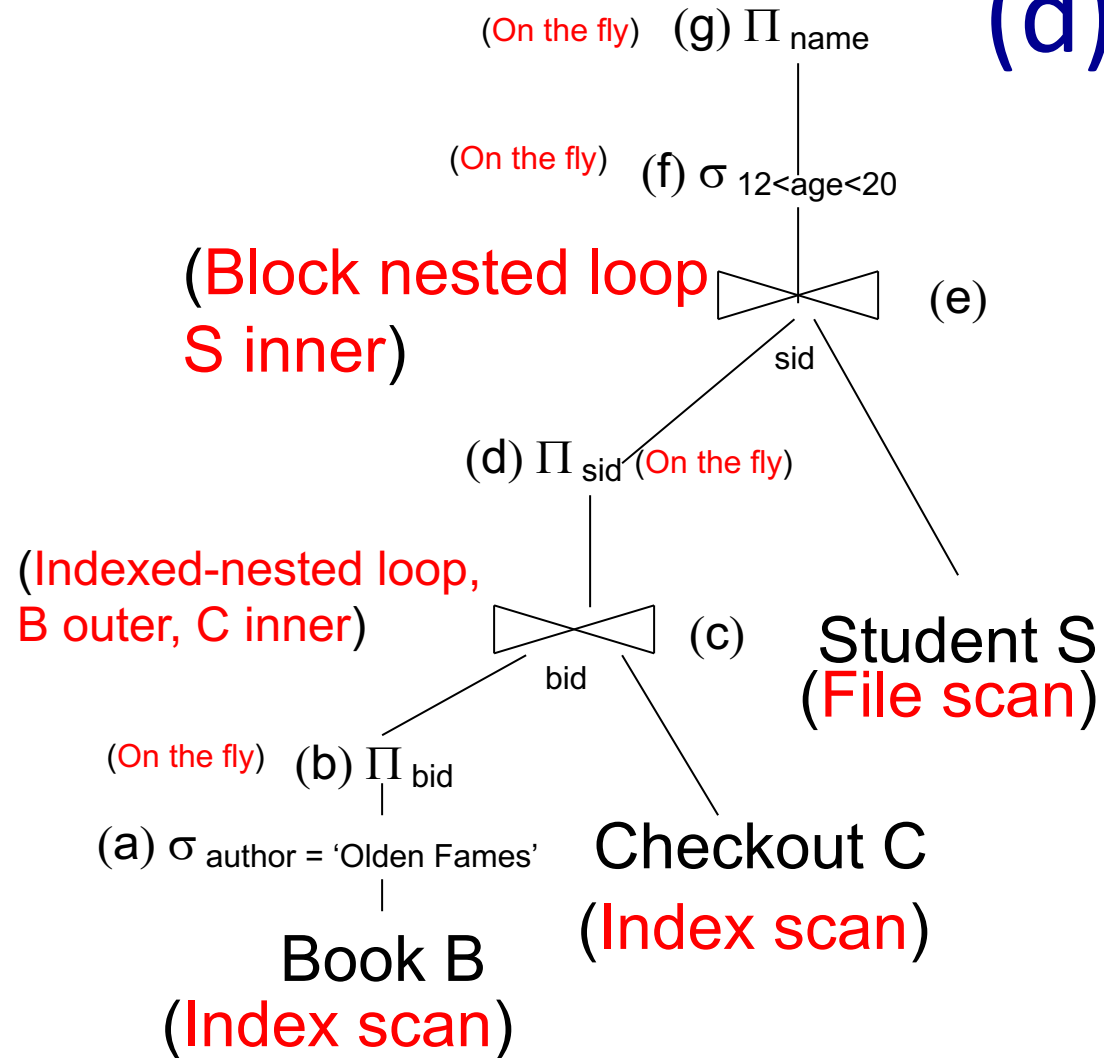
7 <= age <= 24

C(sid,bid,date): Cl. B+ on bid

T(C)=300,000

B(C)=15,000

(d)



**Cost =**  
**0 (on the fly)**

**Cardinality =**  
**600**

S(sid,name,age,addr)

T(S)=10,000

B(S)=1,000

V(B,author) = 500

B(bid,title,author): Un. B+ on author

T(B)=50,000

B(B)=5,000

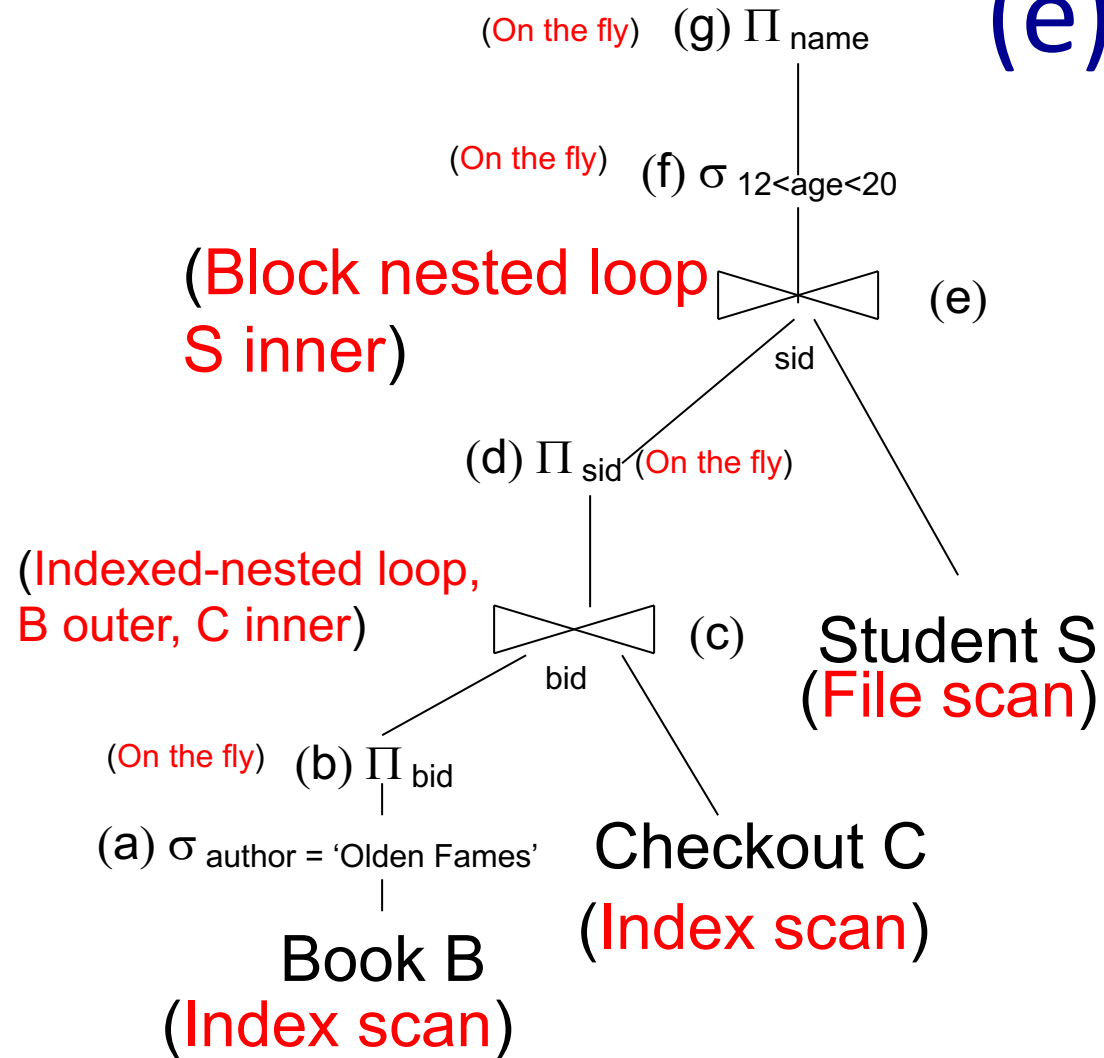
7 <= age <= 24

C(sid,bid,date): Cl. B+ on bid

T(C)=300,000

B(C)=15,000

(e)



Outer relation is already in (unlimited) memory need to scan S relation

**Cost =**  
B(S) = 1000

**Cardinality =**  
600  
(one student per checkout)

S(sid,name,age,addr)

T(S)=10,000

B(S)=1,000

V(B,author) = 500

B(bid,title,author): Un. B+ on author

T(B)=50,000

B(B)=5,000

7 <= age <= 24

C(sid,bid,date): Cl. B+ on bid

T(C)=300,000

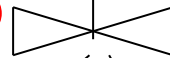
B(C)=15,000

(f)

(On the fly) (g)  $\Pi_{name}$

(On the fly) (f)  $\sigma_{12 < age < 20}$

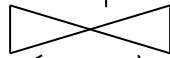
(Block nested loop  
S inner)



(e)

sid

(d)  $\Pi_{sid}$  (On the fly)



(c)

bid

Student S  
(File scan)

(Indexed-nested loop,  
B outer, C inner)

(On the fly) (b)  $\Pi_{bid}$

(a)  $\sigma_{author = 'Olden Fames'}$

Book B

(Index scan)

Checkout C  
(Index scan)

**Cost =**  
**0** (on the fly)

**Cardinality =**  
**600 \* 7/18 = 234** (approx)

S(sid,name,age,addr)

T(S)=10,000

B(S)=1,000

V(B,author) = 500

B(bid,title,author): Un. B+ on author

T(B)=50,000

B(B)=5,000

7 <= age <= 24

C(sid,bid,date): Cl. B+ on bid

T(C)=300,000

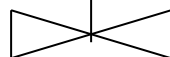
B(C)=15,000

(g)

(On the fly) (g)  $\Pi_{name}$

(On the fly) (f)  $\sigma_{12 < age < 20}$

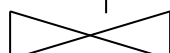
(Block nested loop  
S inner)



(e)

sid

(d)  $\Pi_{sid}$  (On the fly)



(c)

Student S  
(File scan)

bid

(On the fly) (b)  $\Pi_{bid}$

(a)  $\sigma_{author = 'Olden Fames'}$

Checkout C  
(Index scan)

Book B

(Index scan)

**Cost =**  
**0** (on the fly)  
**Cardinality =**  
**234**



S(sid,name,age,addr)

T(S)=10,000

B(S)=1,000

V(B,author) = 500

B(bid,title,author): Un. B+ on author

T(B)=50,000

B(B)=5,000

7 <= age <= 24

C(sid,bid,date): Cl. B+ on bid

T(C)=300,000

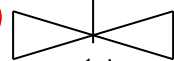
B(C)=15,000

(total)

(On the fly) (g)  $\Pi_{name}$

(On the fly) (f)  $\sigma_{12 < age < 20}$

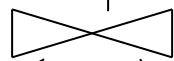
(Block nested loop  
S inner)



(e)

sid

(d)  $\Pi_{sid}$  (On the fly)



(c)

Student S  
(File scan)

bid

(On the fly) (b)  $\Pi_{bid}$

(a)  $\sigma_{author = 'Olden Fames'}$

Checkout C  
(Index scan)

Book B

(Index scan)

**Total cost = 1300**  
(compare with 1,515,001,000 for plan 1!)  
**Final cardinality = 234 (approx)**  
(same as plan 1!)

# Task 4:

## Efficiently searching the plan space

Use dynamic-programming based  
Selinger's algorithm!

# Heuristics for pruning plan space

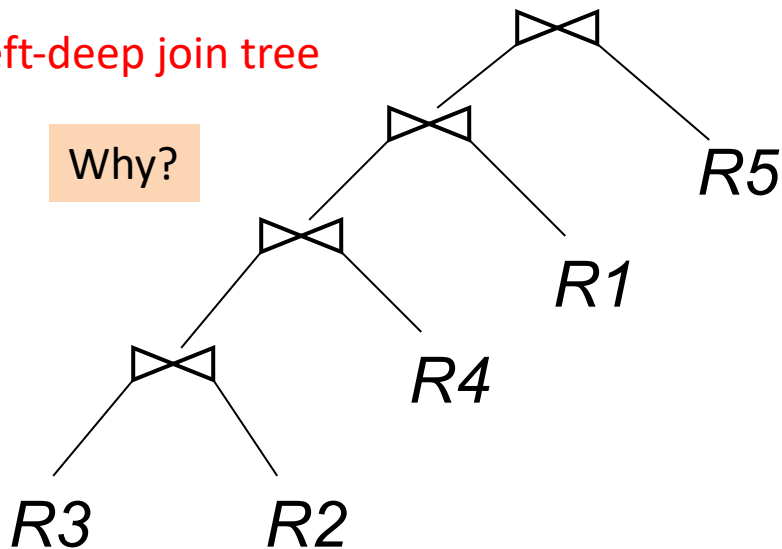
- Apply predicates as early as possible
- Avoid plans with cross products
- Consider only **left-deep join trees**

# Join Trees

Query:  $R1 \bowtie R2 \bowtie R3 \bowtie R4 \bowtie R5$

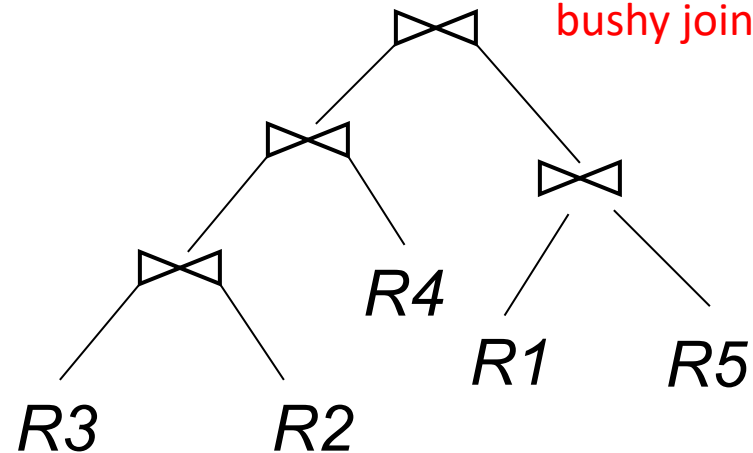
---

left-deep join tree



Why?

bushy join tree



(logical plan space)

- Several possible structure of the trees
- Each tree can have  $n!$  permutations of relations on leaves

(physical plan space)

- Different implementation and scanning of intermediate operators for each logical plan

# Selinger Algorithm

- **Dynamic Programming** based
- **Dynamic Programming:**
  - General algorithmic paradigm
  - Exploits “principle of optimality”
    - Useful reading: Chapter 16, Introduction to Algorithms, Cormen, Leiserson, Rivest
- **Considers the search space of left-deep join trees**
  - reduces search space (only one structure)
  - but still  $n!$  permutations
  - interacts well with join algos (esp. NLJ)
  - e.g. might not need to write tuples to disk if enough memory

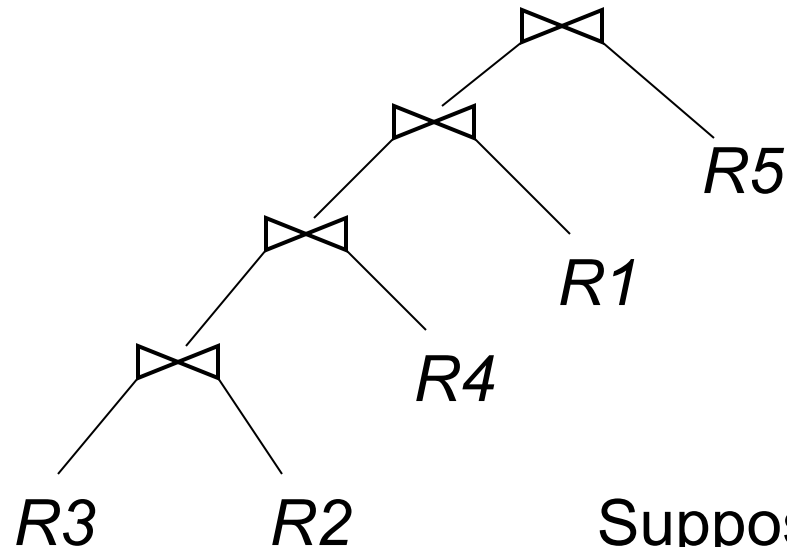
# Principle of Optimality

Optimal for “whole” made up from  
optimal for “parts”

# Principle of Optimality

Query:  $R1 \bowtie R2 \bowtie R3 \bowtie R4 \bowtie R5$

---

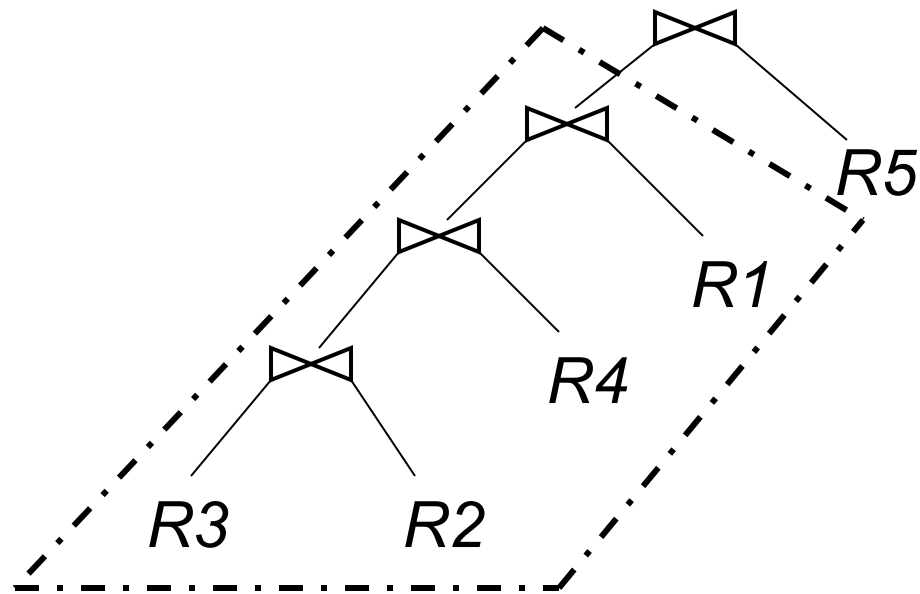


Suppose,  
this is an Optimal Plan  
for joining  $R1 \dots R5$ :

# Principle of Optimality

Query:  $R1 \bowtie R2 \bowtie R3 \bowtie R4 \bowtie R5$

---



This has to be the optimal plan for joining  $R3, R2, R4, R1$



# Principle of Optimality

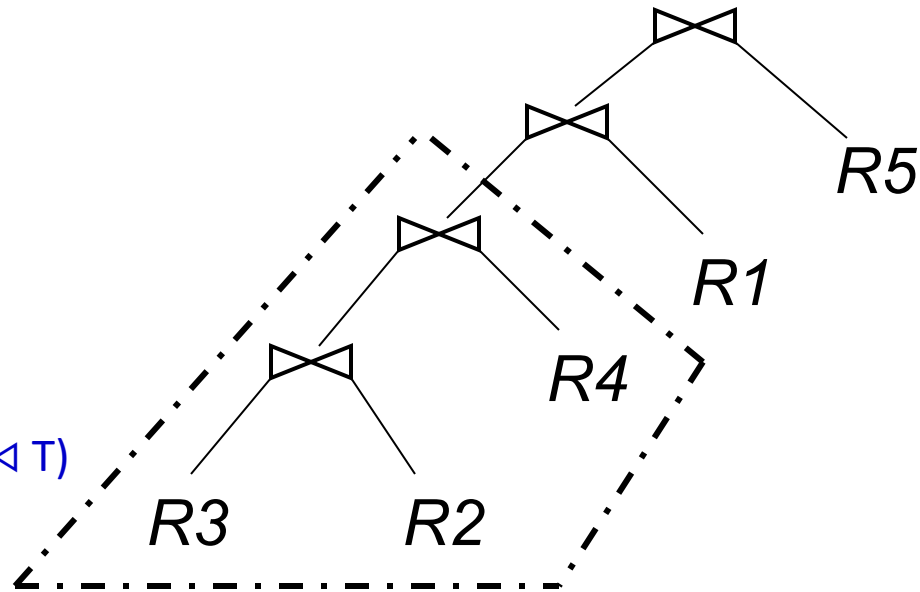
Query:  $R1 \bowtie R2 \bowtie R3 \bowtie R4 \bowtie R5$

---

We are using the  
associativity and  
commutativity of joins

$$(R \bowtie S) \bowtie T = R \bowtie (S \bowtie T)$$

$$R \bowtie S = S \bowtie R$$



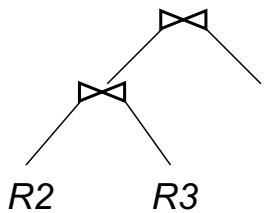
This has to be the  
optimal plan for joining  $R3, R2, R4$

# Exploiting Principle of Optimality

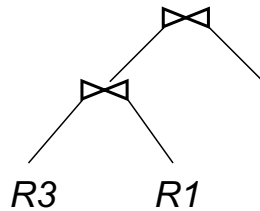
Query:  $R_1 \bowtie R_2 \bowtie \dots \bowtie R_n$

---

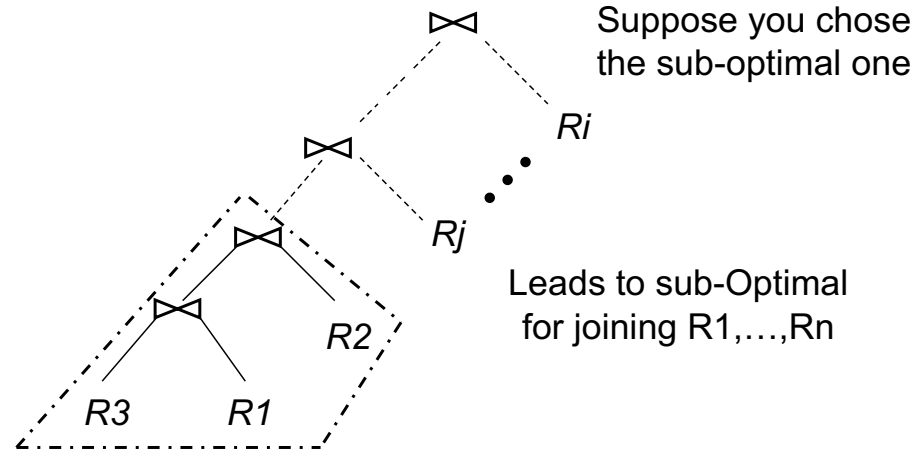
Both are giving the same result  
 $R_2 \bowtie R_3 \bowtie R_1 = R_3 \bowtie R_1 \bowtie R_2$



Optimal  
for joining  $R_1, R_2, R_3$



Sub-Optimal  
for joining  $R_1, R_2, R_3$



Suppose you chose  
the sub-optimal one

Leads to sub-Optimal  
for joining  $R_1, \dots, R_n$

# Notation

$\text{OPT} ( \{ R1, R2, R3 \} )$ :

Cost of optimal plan to join  $R1, R2, R3$

$T ( \{ R1, R2, R3 \} )$ :

Number of tuples in  $R1 \bowtie R2 \bowtie R3$

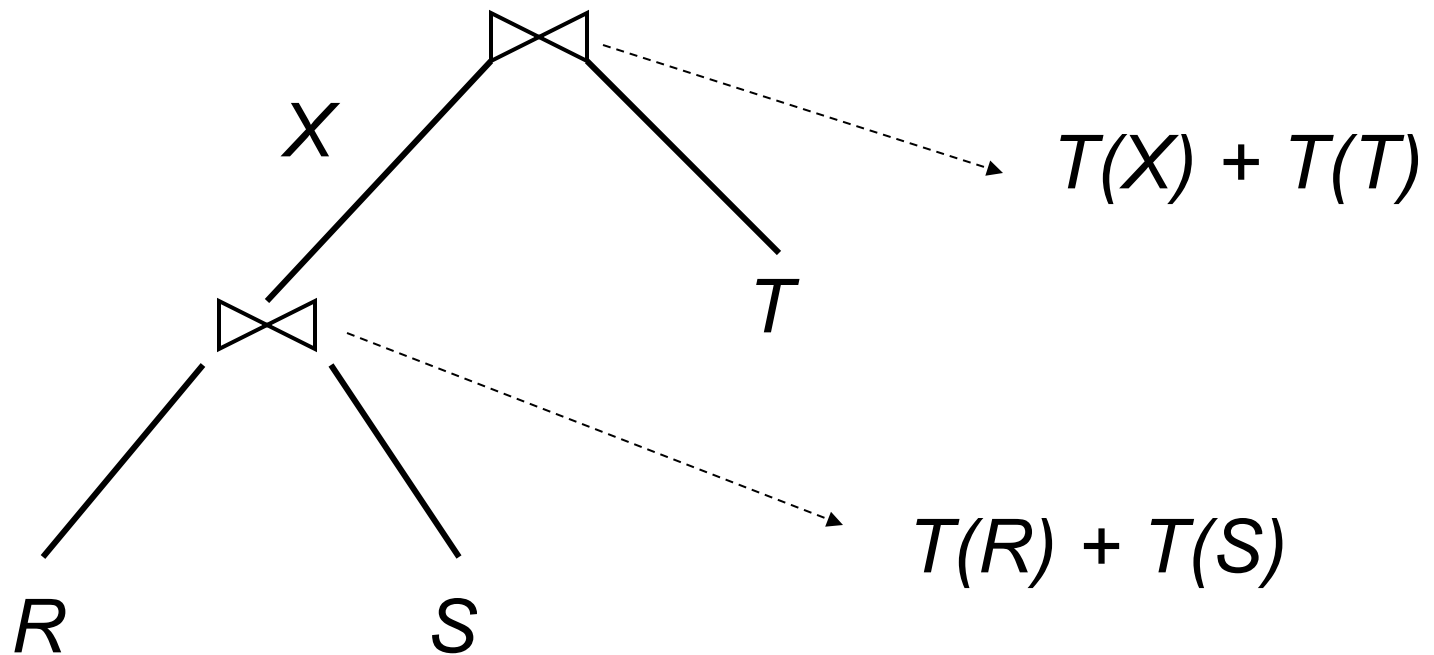
# Simple Cost Model

$$\text{Cost (R } \bowtie \text{ S)} = T(R) + T(S)$$

All other operators have 0 cost

**Note: The simple cost model used for illustration only,  
it is not used in practice**

# Cost Model Example



Total Cost:  $T(R) + T(S) + T(T) + T(X)$

# Selinger Algorithm:

OPT ( { R1, R2, R3 } ):

Min

$$\text{OPT} ( \{ R1, R2 \} ) + T ( \{ R1, R2 \} ) + T(R3)$$

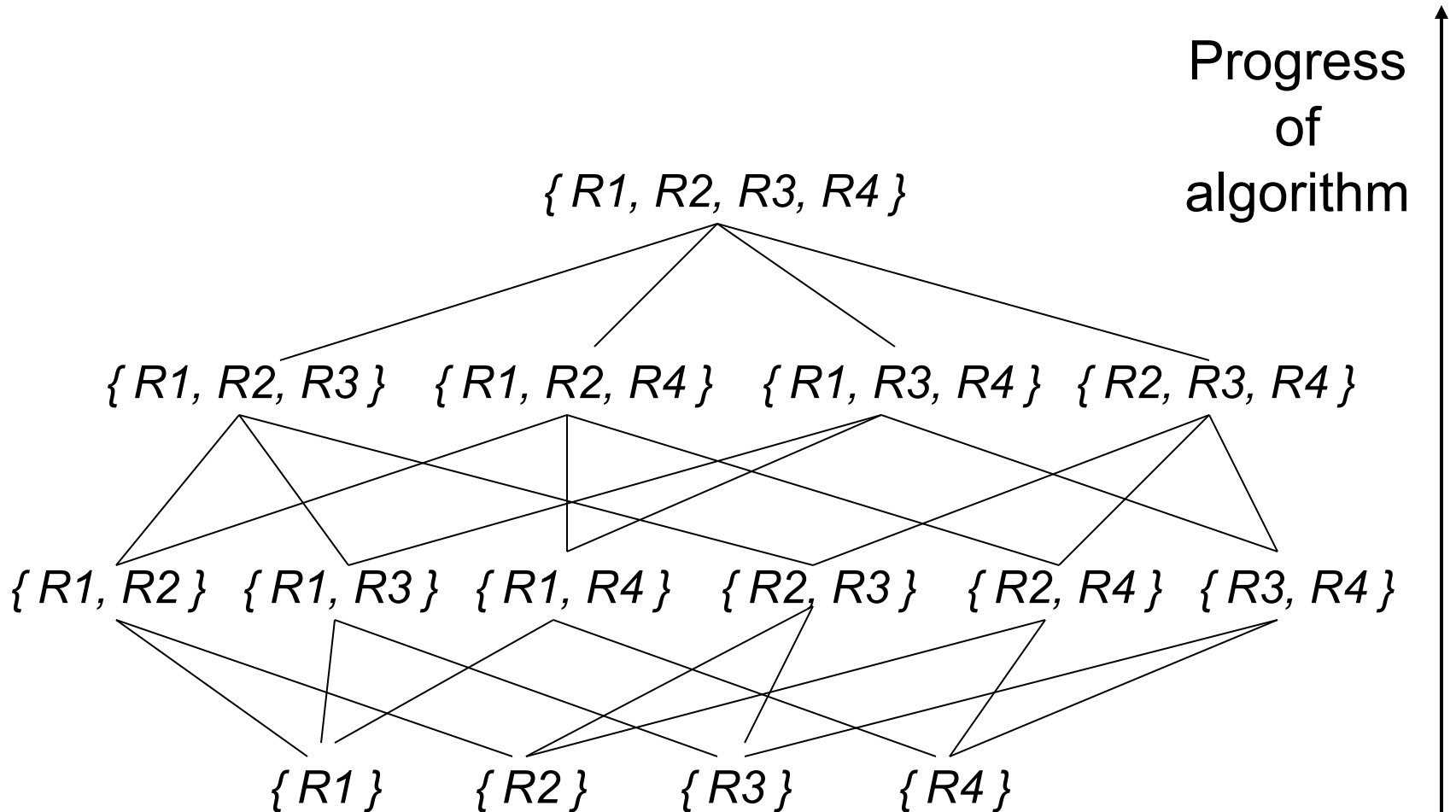
$$\text{OPT} ( \{ R2, R3 \} ) + T ( \{ R2, R3 \} ) + T(R1)$$

$$\text{OPT} ( \{ R1, R3 \} ) + T ( \{ R1, R3 \} ) + T(R2)$$

*Note: Valid only for the simple cost model*

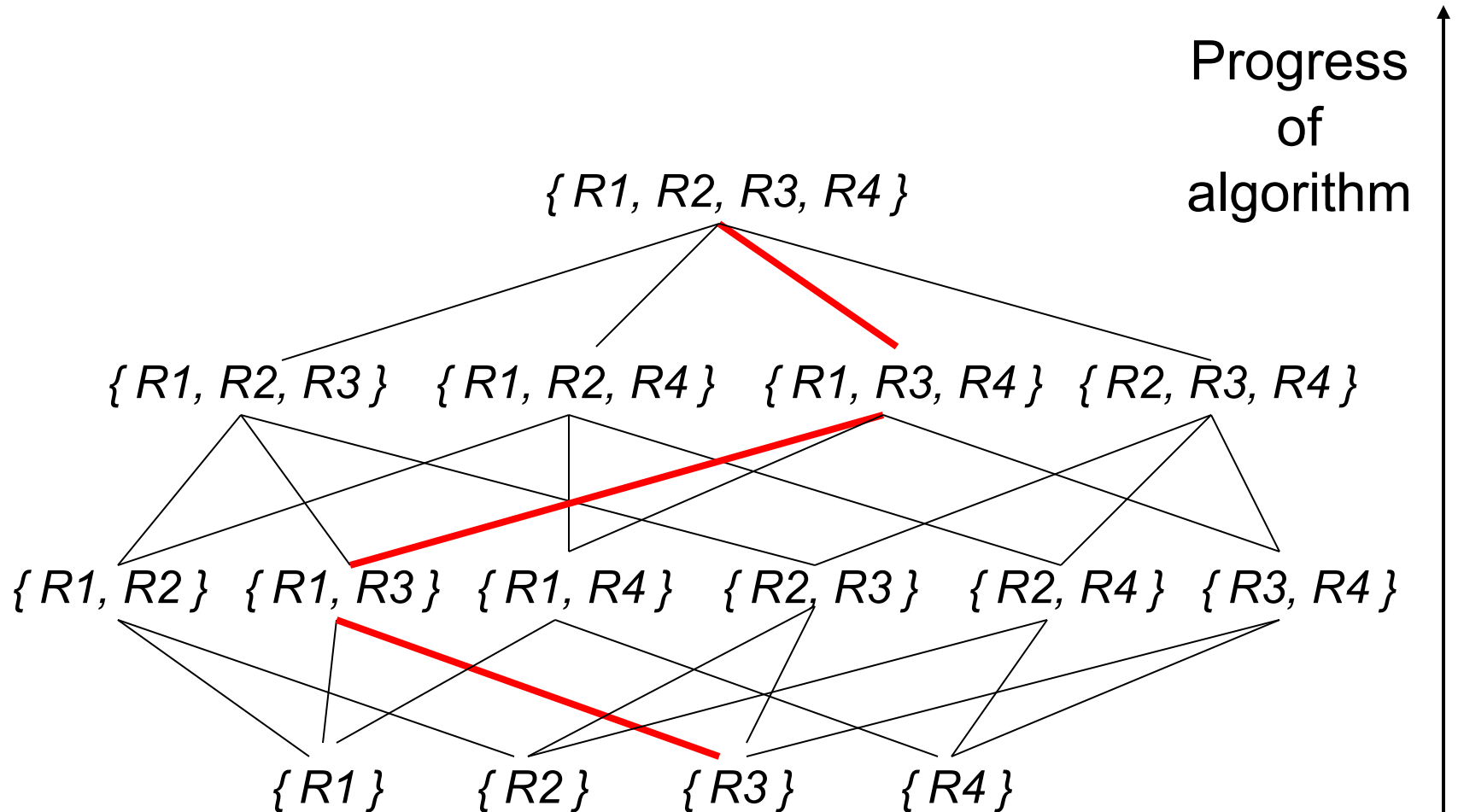
# Selinger Algorithm:

Query:  $R1 \bowtie R2 \bowtie R3 \bowtie R4$



# Selinger Algorithm:

Query:  $R1 \bowtie R2 \bowtie R3 \bowtie R4$





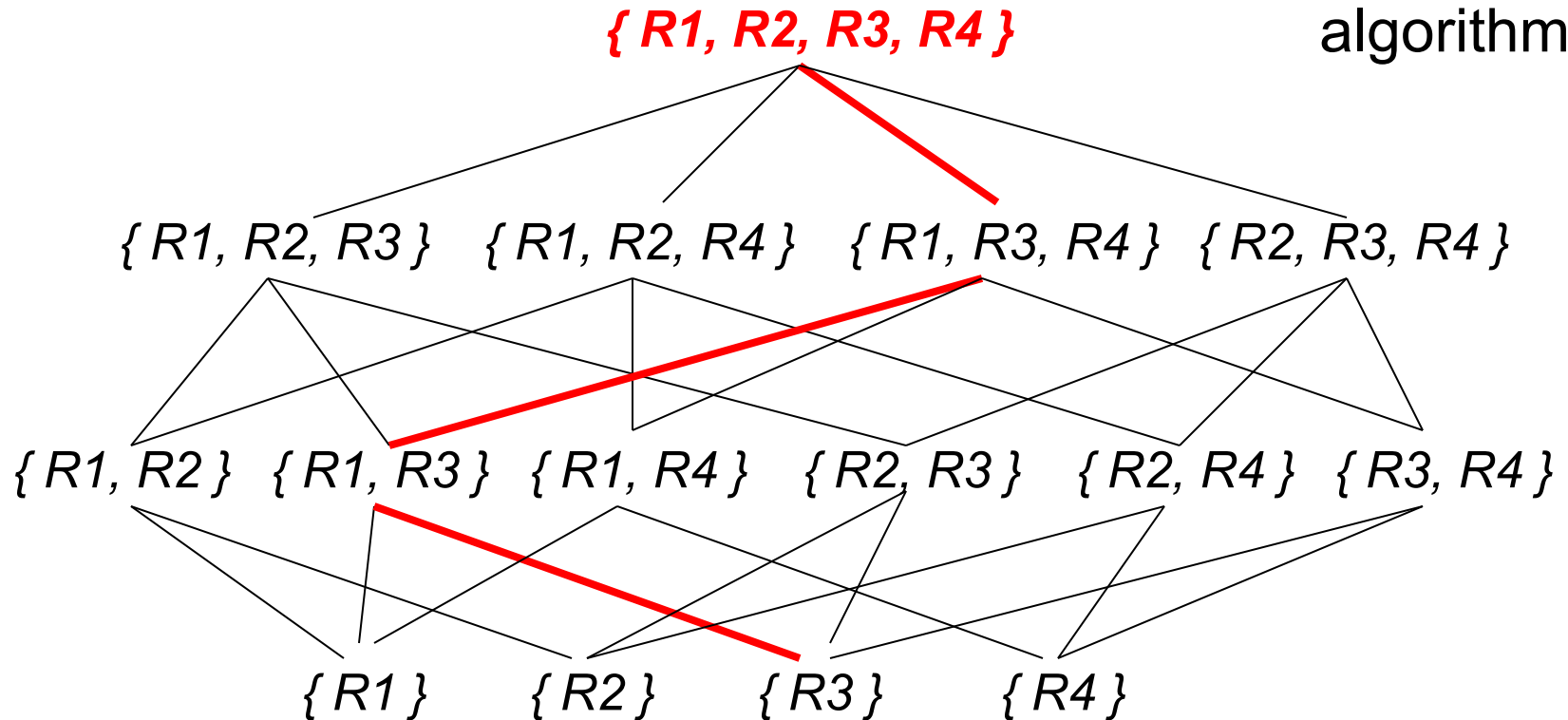
# Selinger Algorithm:

Query:  $R1 \bowtie R2 \bowtie R3 \bowtie R4$

Q. How to optimally compute join of  $\{R1, R2, R3, R4\}$ ?

Ans: First optimally join  $\{R1, R3, R4\}$  then join with  $R2$  as inner.

Progress  
of  
algorithm



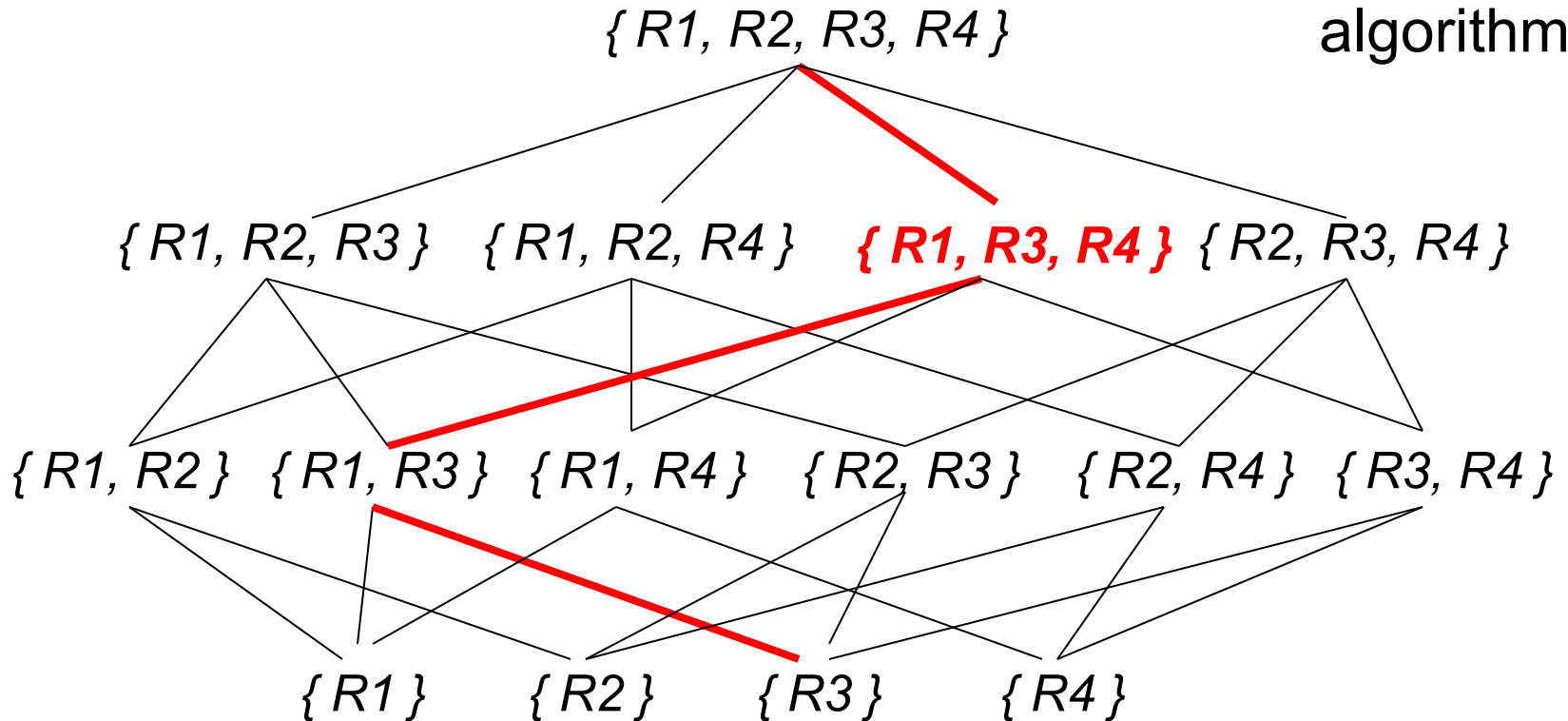
# Selinger Algorithm:

Query:  $R1 \bowtie R2 \bowtie R3 \bowtie R4$

Q. How to optimally compute join of  $\{R1, R3, R4\}$ ?

Ans: First optimally join  $\{R1, R3\}$ , then join with  $R4$  as inner.

Progress  
of  
algorithm



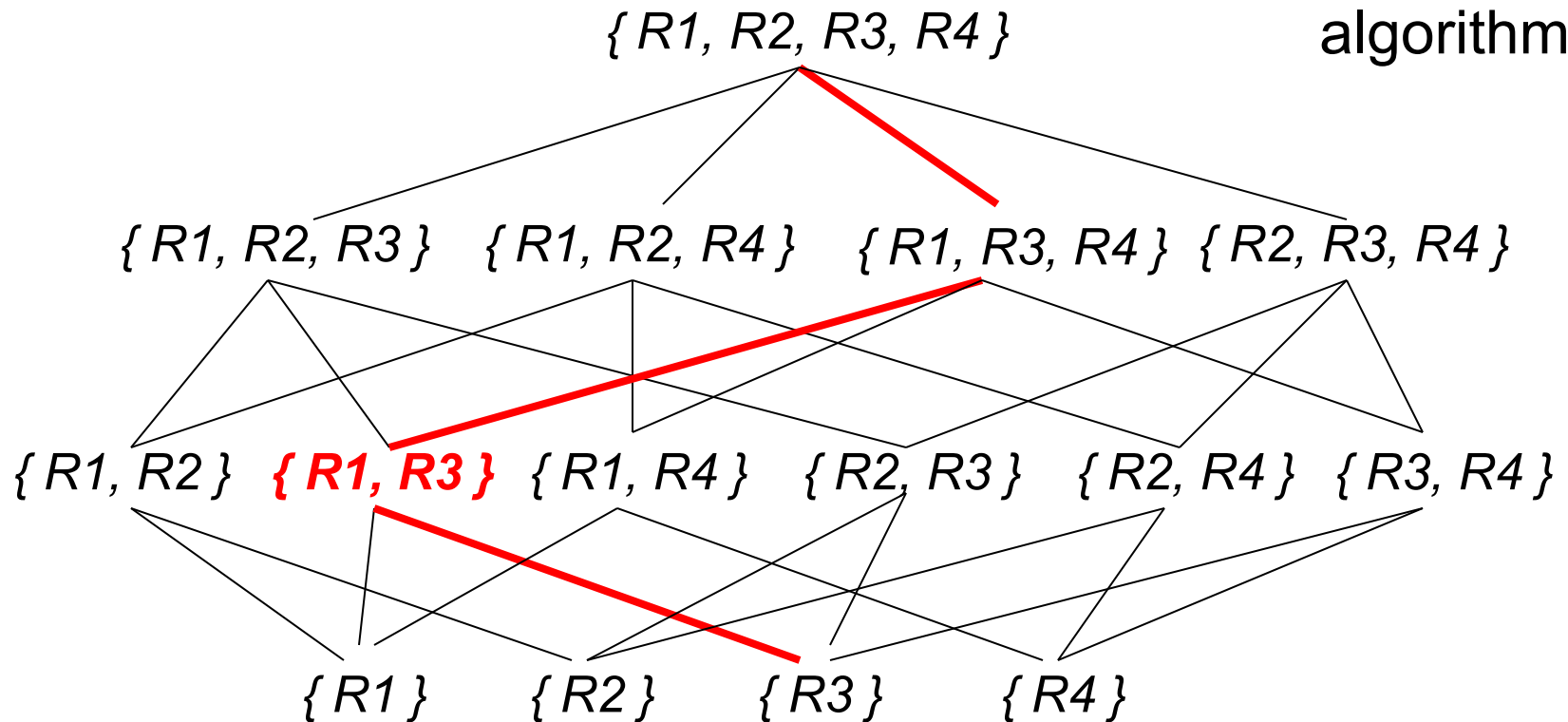
# Selinger Algorithm:

Query:  $R1 \bowtie R2 \bowtie R3 \bowtie R4$

Q. How to optimally compute join of  $\{R1, R3\}$ ?

Ans: First optimally join  $\{R3\}$ , then join with  $R1$  as inner.

Progress  
of  
algorithm



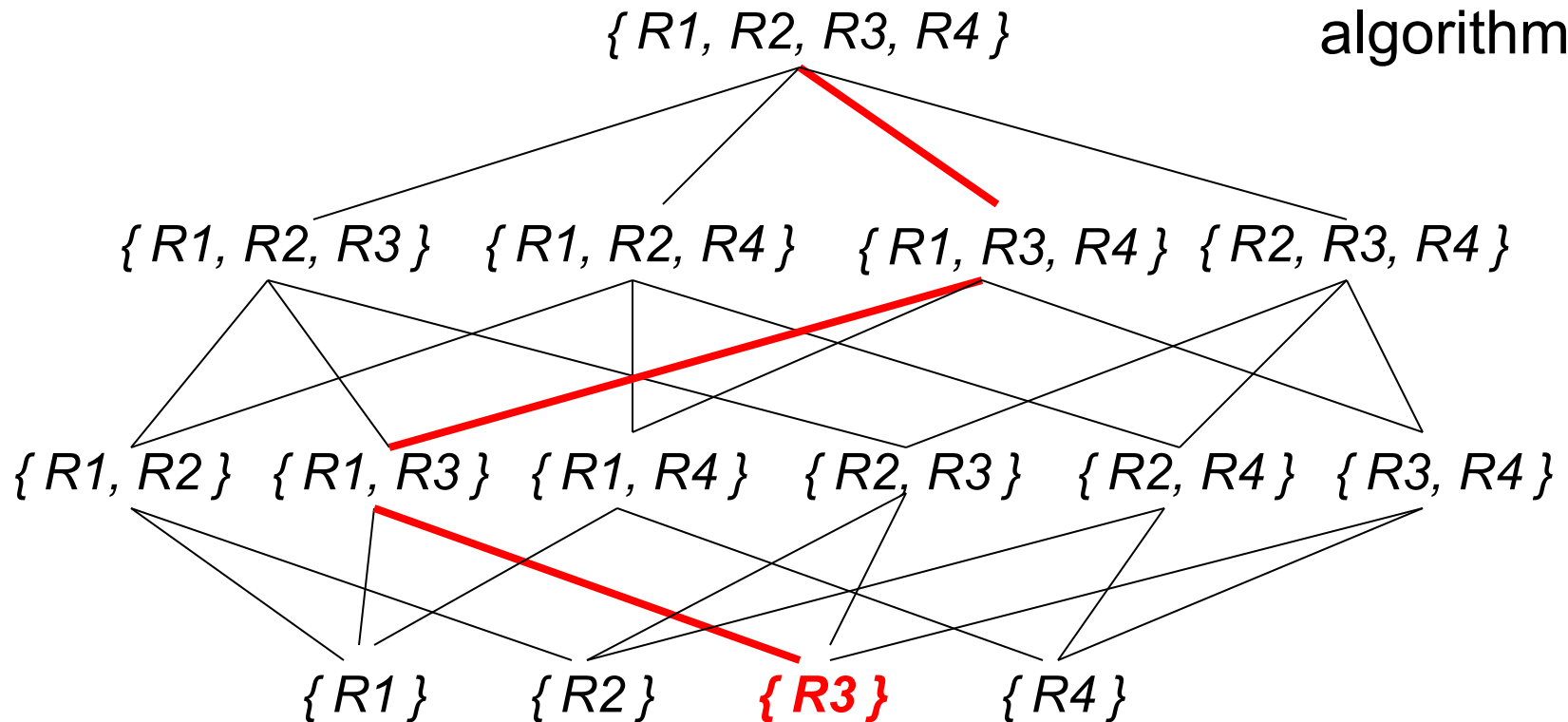
# Selinger Algorithm:

Query:  $R1 \bowtie R2 \bowtie R3 \bowtie R4$

Q. How to optimally compute join of {R3}?

Ans: Single relation – so **optimally scan R3.**

Progress  
of  
algorithm

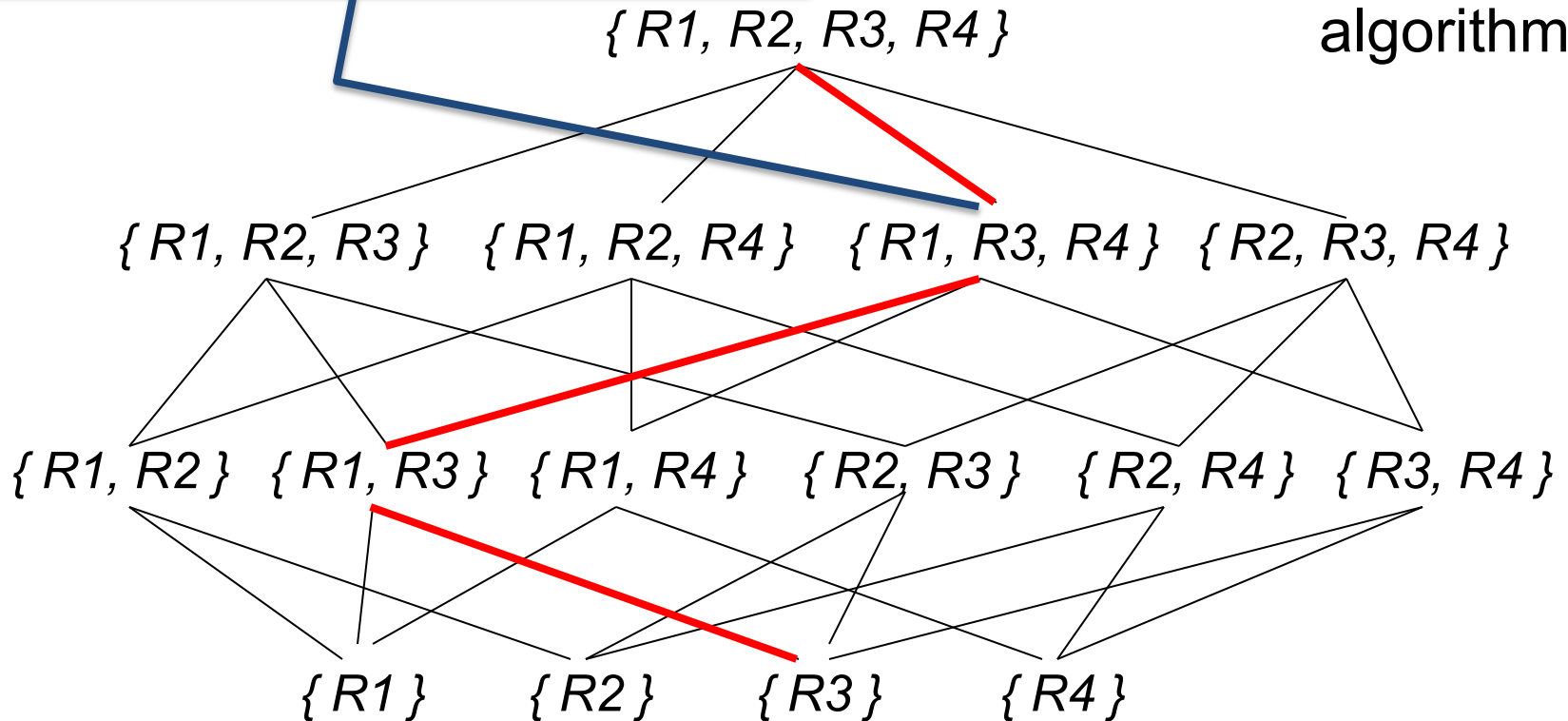


# Selinger Algorithm:

Query:  $R1 \bowtie R2 \bowtie R3 \bowtie R4$

e.g. All possible permutations of R1, R3, R4  
have been considered  
after  $OPT(\{R1, R3, R4\})$  has been computed

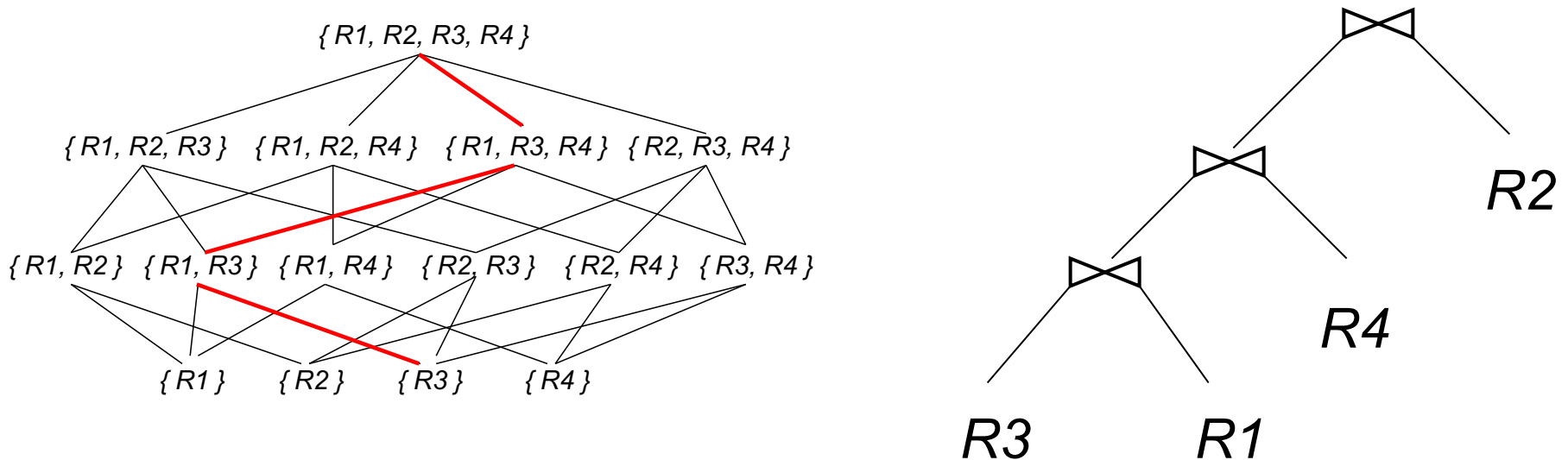
Progress  
of  
algorithm



# Selinger Algorithm:

Query:  $R1 \bowtie R2 \bowtie R3 \bowtie R4$

Final optimal plan:



**NOTE :** There is a one-one correspondence between the permutation  $(R3, R1, R4, R2)$  and the above left deep plan

# Selinger Algorithm:

Query:  $R1 \bowtie R2 \bowtie R3 \bowtie R4$

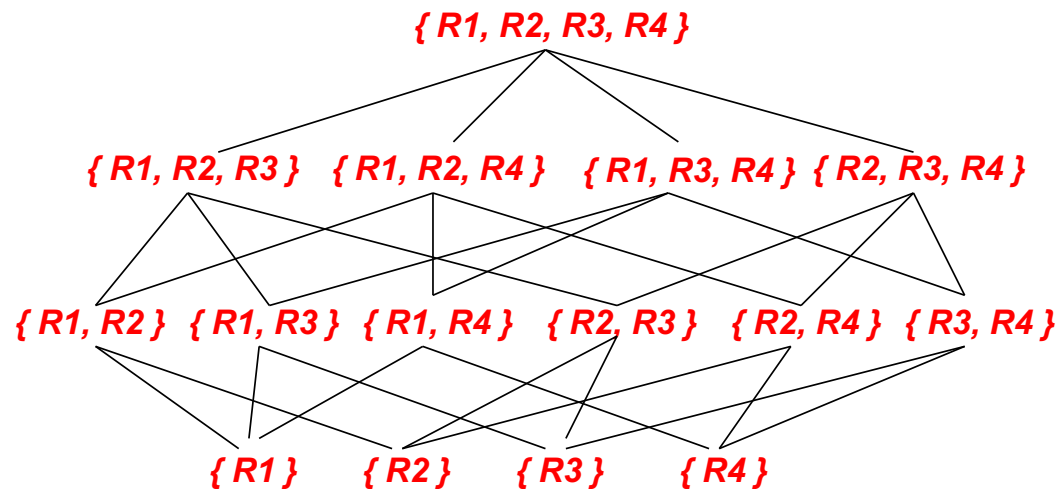
NOTE:

This is *\*NOT\** done by top-down recursive calls.

- This is done **BOTTOM-UP** computing the optimal cost of *\*all\** nodes in this lattice only once (dynamic programming).

Progress  
of  
algorithm

Is it efficient? 😊



# More on Query Optimizations

- See the survey (on course website):  
“An Overview of Query Optimization in Relational Systems” by Surajit Chaudhuri
- Covers other aspects like
  - Pushing group by before joins
  - Merging views and nested queries
  - “Semi-join”-like techniques for multi-block queries
    - covered later in distributed databases
  - Statistics and optimizations
  - Starbust and Volcano/Cascade architecture, etc