

# CompSci 94

## Write your own Procedures, object movement

September 2, 2021

Prof. Susan Rodger



9/2/21

CompSci 94 Fall 2021 1

## Q1. Write your own procedure

- Why would you want to write your own procedure?
  
  
  
  
  
  
  
  
  
  
- What is another name for procedure?

9/2/21

CompSci 94 Fall 2021 2

## Q1. Write your own procedure

- Why would you want to write your own procedure?
  - Use it more than once
  - Write less code
  - Good for organizing your code
- What is another name for procedure?
  - Method
  - Instruction

9/2/21

CompSci 94 Fall 2021 3

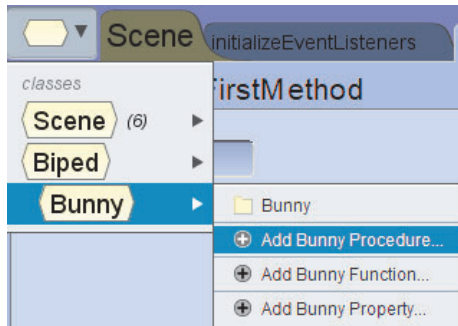
## Q2. How do you create a procedure?

9/2/21

CompSci 94 Fall 2021 4

## Q2. How do you create a procedure?

- Click on 6-sided shape at top
- Select character whose procedure it is for
  - Bunny hop
- Select “Add bunny procedure”



9/2/21  
CompSci 94 Fall 2021

## Q3. Creating and Using procedures

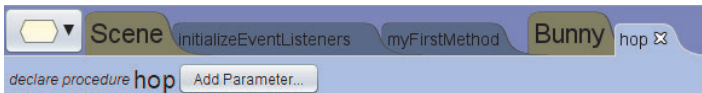
- Where do you put the code for a procedure?
- How do you use new procedure? Where is it?

9/2/21  
CompSci 94 Fall 2021

6

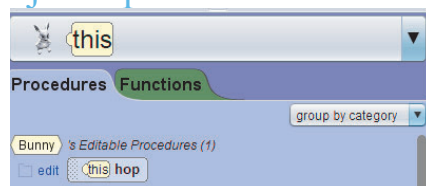
## Q3. Creating and Using procedures

- Where do you put the code for a procedure?
  - Procedure tab for new code
- How do you use new procedure? Where is it?
  - Under object's procedures



– Be careful where you drop code. In hop or in myFirstMethod!!!

9/2/21  
CompSci 94 Fall 2021



## Q4. Suppose you want to edit a procedure

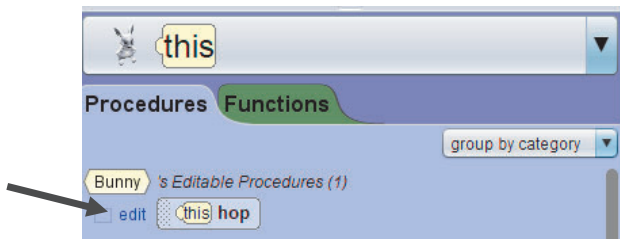
- If the tab is not there, how do you get it back up so you can edit it?

9/2/21

CompSci 94 Fall 2021 8

## Q4. Suppose you want to edit a procedure

- If the tab is not there, how do you get it back up so you can edit it?
  - Find procedure under object's procedures
  - Click edit to the left of its name




9/2/21

CompSci 94 Fall 2021 9

## Q5. Object Directions

- What direction are the arrows?
  - White
  - Blue
  - Red
  - Green




9/2/21

CompSci 94 Fall 2021 10

## Q5. Object Directions

- What direction are the arrows?
  - White
    - Forward
  - Blue
    - Backward
  - Red
    - Right
  - Green
    - Up



9/2/21

CompSci 94 Fall 2021 11

# STOP HERE

9/2/21

CompSci 94 Fall 2021 12


## Object Movements

- Objects turn, roll and move different directions
- Parts can also turn and roll
- Parts not intended to be moved
- Helps if you understand the orientation of objects

9/2/21

CompSci 94 Fall 2021 13

## What about parts?




9/2/21

CompSci 94 Fall 2021 14

## What about parts?

- Their orientation can be different!



9/2/21

CompSci 94 Fall 2021 15

## Announcements

- Assignment 1 due tonight
- Assignment 2 out
  - Draw a storyboard
  - Create an Alice program
  - Make a zoom video, explanations and run it
- Next time – make procedures more flexible and camera controls
- QZ4 due Tuesday when class starts!
  - This quiz will turn off so be sure to do it!

9/2/21

CompSci 94 Fall 2021 16

# Class Today

- Writing procedures
- Includes part movements

