

CompSci 94 Adventure Game November 18, 2021




Prof. Susan Rodger

Announcements

- Final Project Part 1 is due today!
 - Part 2, Game Video, is due Tuesday, Nov 30
 - Part 3, Story board, Alice Program and Explain Video, is due Wed. Dec 1
 - Part 4 and 5, demos and feedback is due Thur. Dec 2

Yes, we do have class on November 23!

Q1. What object could one use to make a scene dark for a scene change?



Q1. What object could one use to make a scene dark for a scene change?



- Use a black billboard
- Or any object that can be painted black and made large

Q2. How does one make a scene dark for a scene change?




Q2. How does one make a scene dark for a scene change?



- Use a black billboard
- Resize it large
- Have it come down to cover the scene for a scene change
- Or glue it in front of the camera and make it visible

Q3. How does one change the ground from sand to water?



Q3. How does one change the ground from sand to water?




- Use the ground setPaint method with special paint colors such as water

Q4. How does one change scene from grass scene to island in water?



Q4. How does one change scene from grass scene to island in water?



- Make scene dark (black billboard)
- Move the camera to the new scene
 - Make sure to glue billboard to camera!
- Change the ground to new ground
- Move object (penguin) to objectMarker
- Make billboard disappear

Class Today – Adventure Game

