

CompSci 94

Classwork: Simple Events

August 26, 2021




Prof. Susan Rodger

CompSci 94 Fall 2021 1

1) Setting up the scene

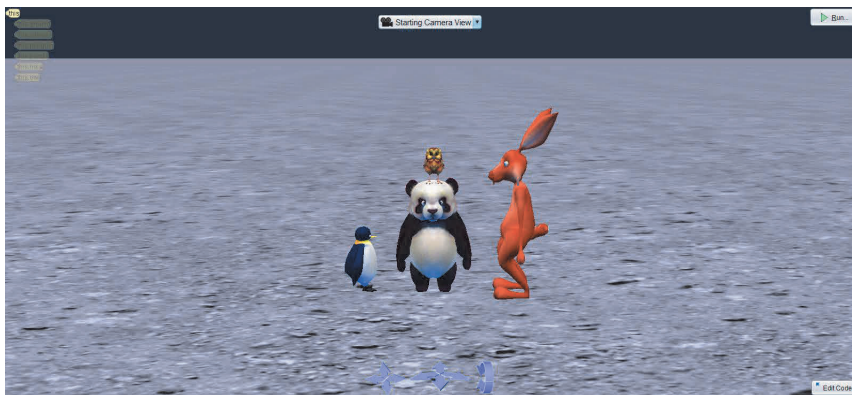
- Select the moon ground
- Drag in these objects so they are in positions similar to the picture here and next slide
 - Biped: panda, penguin hare
 - Flyer: owl
- Adjust the camera



CompSci 94 Fall 2021



Initial setup




CompSci 94 Fall 2021

3

Place objects off screen

- Move objects offscreen and remember how far you moved them. They should be facing the same direction they were facing in the picture on the left.



CompSci 94 Fall 2021

4

Now click on “edit code” to add code

- You will put code in myFirstMethod
- Be sure to drag in a doInOrder tile first, from the bottom of the window.
- Now add code for the story that follows.

Write code for this story

- Panda says that it is lost
- Penguin says (from off screen) I’m here.
- Panda turns to face the penguin and the penguin moves towards the panda stopping in front of it.
- Panda says, Great!
- Then hare says “I’m here too” from off screen (the right side of the screen).
- The panda turns towards the hare.

Story (cont)

- The hare moves about halfway in, spins one rotation, and then moves and stops in front of the panda.
- Panda says, “Great!”
- Owl (from above) says it is there too.
- The panda turns to face the camera
- The owl lands on the panda’s head.
- The owl folds its wings
- The panda says “Let’s explore together.”

Check off when done – Here is some of the story in pictures

