

# CompSci 94

## Classwork: Procedures, Movement

### September 2, 2021



Prof. Susan Rodger

9/2/21

CompSci 94 Fall 2021

1

# The Story (briefly)

- The panda bows alot and the pig dances a lot. The pig does some movements and then moves off screen. The phoenix flaps its wings and flies away.
- **Follow the steps below.** You will need to write three procedures first. Then see a more detailed description of the story.

# 1) Setting up the scene

- Add in any ground cover, I used grassy desert
- Drag in these objects so they are in positions similar to the picture on the next page
  - Biped: Panda, Pig
  - Flyer: Phoenix

# Starting Scene

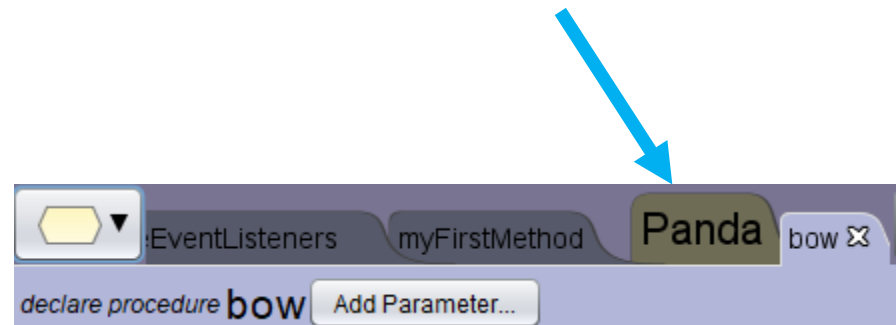
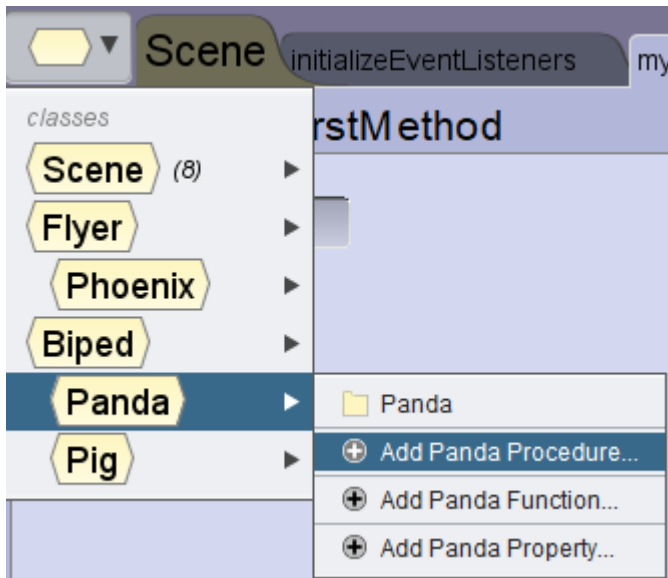


- Use these camera controls to adjust



## 2) Write the panda **bow** procedure

- Make sure you create the procedure as a **panda** procedure



## 2) the panda **bow** procedure (cont)

- Add in a **do In Order**
- The panda should bow like this once:



- Hint: use the part `spineBase`
- Test your bow by calling it from `myFirstMethod`

# 3) Write the **pig procedure dance**

- Here is how the pig dances

- First move:



- Then turns around once



- Last move:



# Test the pig dance procedure

- In myFirstMethod. Test the pig dance procedure

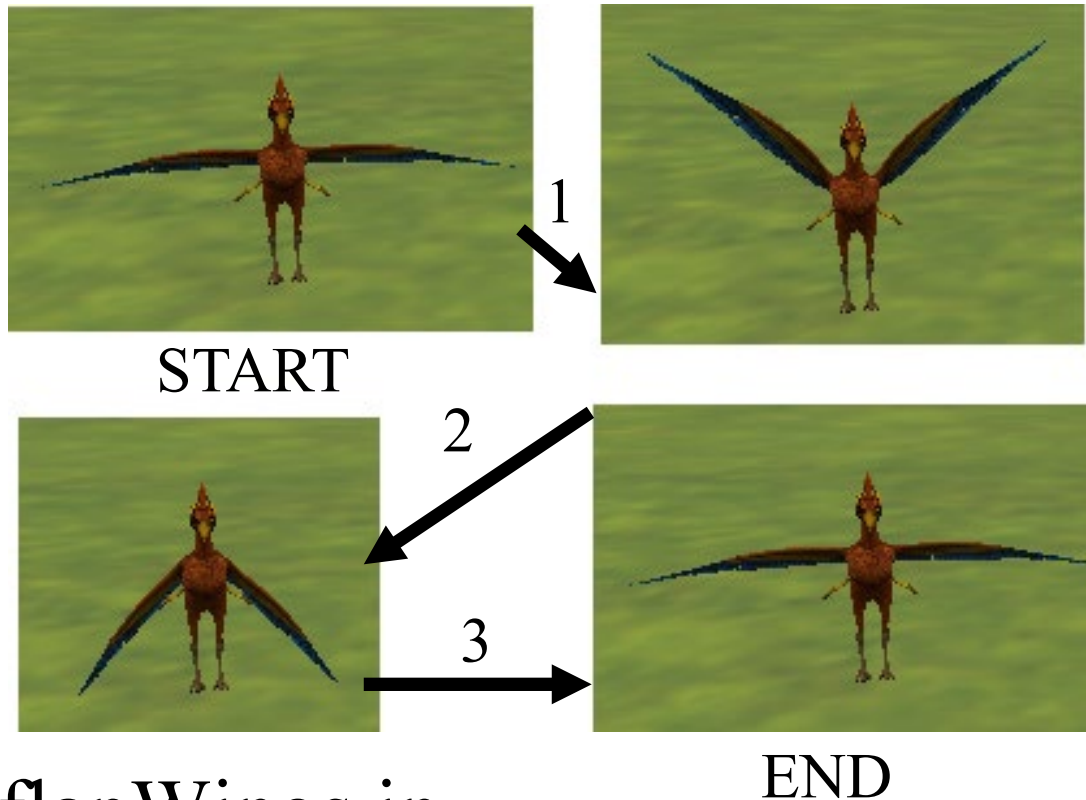


## 4) Write the phoenix procedure flapWings

- First in myFirstMethod, have the phoenix spread its wings. The phoenix must have its wings spread **before** you call flapWings.
- Then create the phoenix procedure flapWings
  - The phoenix flaps its wings once with three movements, both wings at the same time.
    - *Use part leftWingShoulder and rightWingShoulder*
  - The total time for the flap is one second
  - See the pictures of the three movements next.

# 4) Phoenix flapWings (cont)

3 movements, total time 1 second

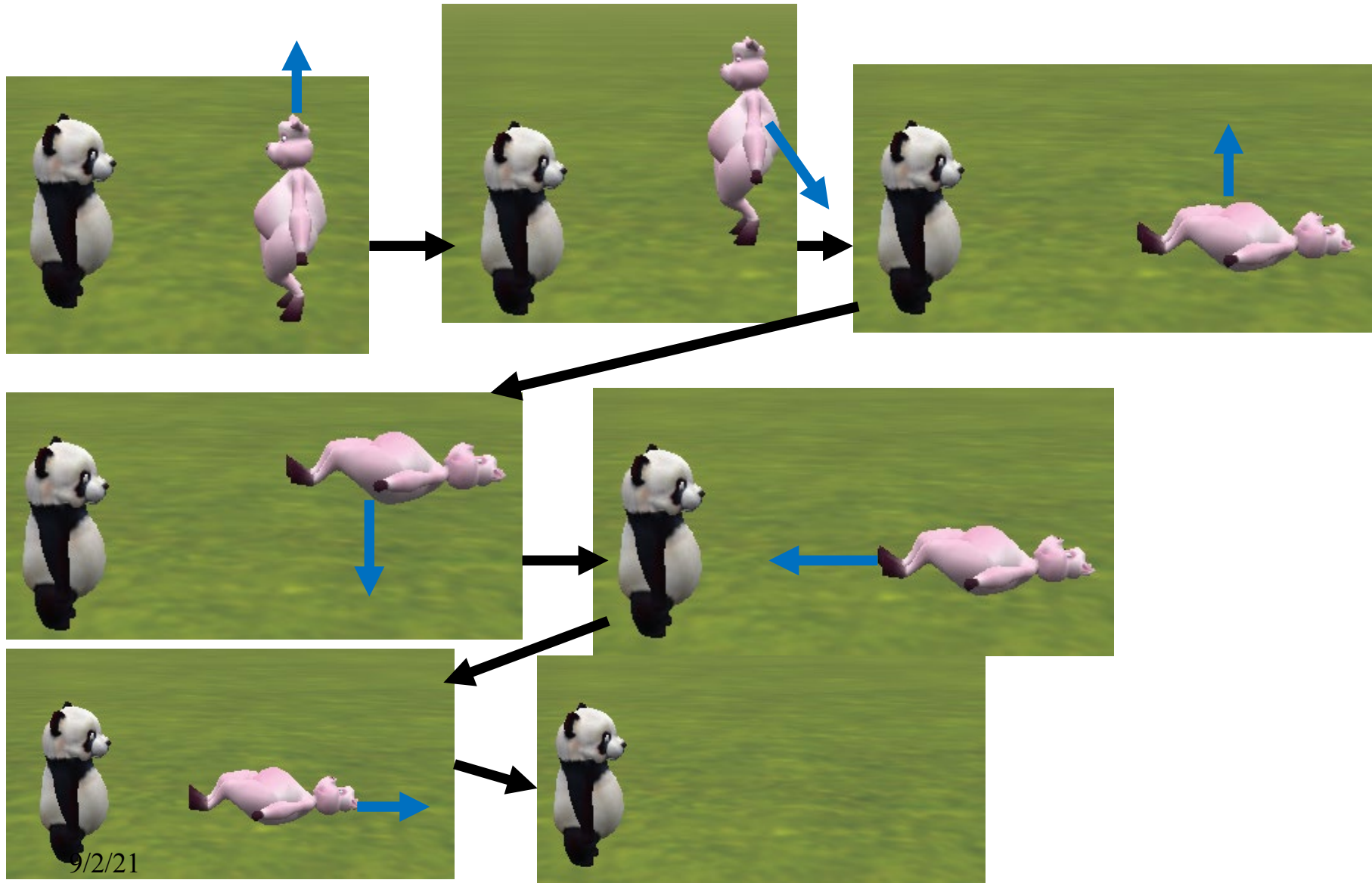


- Test flapWings in myFirstMethod

## 5) Now write myFirstMethod and the story

- First delete all the testing code in myFirstMethod, and then drag in a **doInOrder**.
- Here is the story to put in:
  - The panda bows, then faces the pig.
  - The pig dances, then the panda bows again.
  - The pig faces the panda, and the pig dances again.
  - Then the pig does the following 6 movements:

# Pig – 6 movements



# Story continued

- Panda and phoenix turn and face each other at the same time.
- Then the phoenix spreads its wings, and then the panda bows
- The phoenix flaps once, then flaps once while moving up in one second.
- Then the phoenix moves forward and off screen, flapping its wings several times at the same time.
- The panda faces front, bows and says “the end”