

CompSci 94

Classwork: Making Decisions/If

September 30, 2021



Prof. Susan Rodger

9/30/21

CompSci 94 Fall 2021

1

Brief Overview of additions

- We will add to the classwork from last time the following:
 - When the object turns in randomTurn it will also be told which way to turn, deciding randomly
 - One by one the panda visits each friend:
 - They both turn and face each other, the panda compares the distance between them, moves over to the friend and they compare height and width.
 - Tortoise visits neighbors and randomly decides to paint them or not

Use the steps that follow to build this program!

9/30/21

CompSci 94 Fall 2021

2

1) Make a **copy** of Classwork 8

- Load classwork 8 from Sept 21
 - Click on **FILE, SAVE AS** and name it something like: classwork9Sept30
- The objects setup are the same. They were:
 - Biped: hare, pig, panda, tortoise, bunny



9/30/21

CompSci 94 Fall 2021

3

1) (cont) Most of your setup is done

- Add an object on top of the tortoise (something different) and make it invisible.
- Remember you wrote two procedures: randomJump and randomTurn
- Now follow the steps to add more code for this story.

- For this classwork, we will continue to add code to myFirstMethod, slowly building the story

9/30/21

CompSci 94 Fall 2021

4

2) Add code to randomTurn

- In randomTurn the friend tells the object a random amount to turn.
- ADD the following right before the object turns.
 - The object should ask “Which direction should I turn?”
 - The friend generates a **random integer** that is 1 or 2. If it is 1, the friend says “turn to your right”, if it is 2 the friend says “turn to your left”. Then when the object turns the random amount, it will turn this random direction
- Play to see if your changes work!

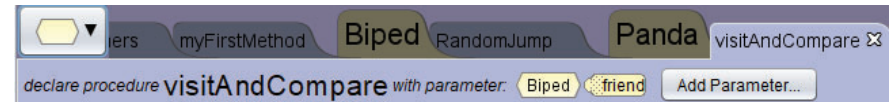
9/30/21

CompSci 94 Fall 2021

5

3) Write the **panda** visitAndCompare procedure

- This is a PANDA procedure.
- This procedure has **one parameter**, of type Biped named friend



- Have the panda and friend turn and face each other at the same time.
- Panda should say the exact distance how far it is from the friend
- (more on next slide)

9/30/21

CompSci 94 Fall 2021

6

3) visitAndCompare procedure (cont)

- If panda is less than 3 units from friend:
 - Say “I’m less than 3 units from you”
 - Move to the friend stopping about 0.5 units from it
- If panda is 3 or more units from friend:
 - Say “I’m 3 or more units from you”
 - Move to the friend stopping about 2 units from it
- Next the animal that is taller (between panda and friend) should say “I’m taller”
- Next the animal that is wider (between panda and friend) should say “I’m wider”

9/30/21

CompSci 94 Fall 2021

7

Panda with distance and comparing itself to Pig (note panda moves forward)



9/30/21

CompSci 94 Fall 2021

8

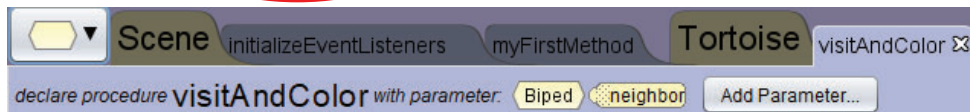
Test visitAndCompare

- Add testing code at the beginning of myFirstMethod
- Have the panda visit the pig (who is taller) and then have the panda visit the tortoise (who is smaller). Does it work?
- Once it works, REMOVE this testing code.

4) Continue the story, Add code in MyFirstMethod at the bottom after the two random jumps by everyone

- Have the panda visit and compare stats with the **bunny** (call visitAndCompare)
- Then have the panda visit with the **hare**, then with the **pig** and then with the **tortoise**.

5) Write **tortoise** visitAndColor procedure



- Note this is a **tortoise** procedure
- Add one parameter of type **Biped** named **neighbor**
- This procedure should:
 - Have both tortoise and neighbor turn to face each other at the same time
 - The tortoise should move to the neighbor, stopping about 1 unit in front of them

5) visitAndColor procedure (cont)

- This procedure should (cont):
 - Tortoise says hello
 - Then the tortoise makes a decision by generating a random integer from 1 to 4
 - If the number is one, says “I’m turning you RED” and paints the neighbor red
 - If the number is 2, says “I’m turning you GREEN” and paints the neighbor green
 - If the number is 3, says “I’m turning you PURPLE” and paints the neighbor purple
 - If the number is 4, says “You are fine the way you are.”

6) In myFirstMethod, TEST visitAndColor procedure

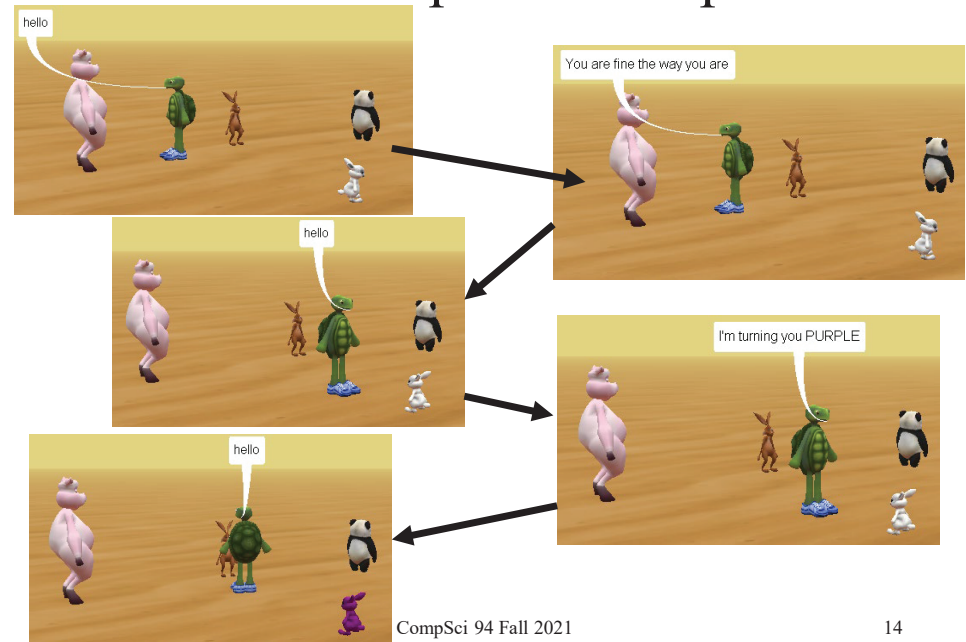
- Add a call at the beginning of myFirstMethod to test this procedure.
- Call it several times, it should be different each time.
- Is each color painted in some run? Does anyone not get painted?
- REMOVE YOUR TESTING CODE once satisfied it works

9/30/21

CompSci 94 Fall 2021

13

Here is a partial sample



14

7) Finish the story in myFirstMethod

- At the end of myFirst Method add:
 - At the **same time** do:
 - have the **panda** move to the invisible object where the tortoise is (*you added this object in the setup*)
 - Have the tortoise call VisitAndColor with the **pig**
 - Have the tortoise visitAndColor with the **bunny** next, then the **hare** and last the **panda**.
 - Have all five animals turn to face the camera at the same time
 - The tortoise should say “The End”

9/30/21

CompSci 94 Fall 2021

15

One possible ending

pig green, bunny purple, hare no change, and panda red



9/30/21

CompSci 94 Fall 2021

16