


CompSci 94

Write your own Procedures, object movement

September 8, 2022

Prof. Susan Rodger



9/8/22

CompSci 94 Fall 2022 1

Q1. Write your own procedure

- Why would you want to write your own procedure?
- What is another name for procedure?

9/8/22

CompSci 94 Fall 2022

2

Q2. How do you create a procedure?

9/8/22

CompSci 94 Fall 2022

4

Q3. Creating and Using procedures

- Where do you put the code for a procedure?
- How do you use new procedure? Where is it?

9/8/22
CompSci 94 Fall 2022


6

Q4. Suppose you want to edit a procedure

- If the tab is not there, how do you get it back up so you can edit it?

Q5. Object Directions

- What direction are the arrows?
 - White
 - Blue
 - Red
 - Green




STOP HERE

Object Movements

- Objects turn, roll and move different directions
- Parts can also turn and roll
- Parts not intended to be moved
- Helps if you understand the orientation of objects

What about parts?



9/8/22

CompSci 94 Fall 2022

14

Announcements

- Assignment 1 due tonight
- Assignment 2 out
 - Draw a storyboard
 - Create an Alice program
 - Make a zoom video, explanations and run it
- Next time – make procedures more flexible and camera controls
- QZ4 due Tuesday when class starts!
 - This quiz will turn off so be sure to do it!

9/8/22

CompSci 94 Fall 2022

16

Class Today

- Writing procedures
- Includes part movements



9/8/22

CompSci 94 Fall 2022

17