


CompSci 94

Write your own Procedures, object movement

September 8, 2022

Prof. Susan Rodger



Q2. How do you create a procedure?

Q4. Suppose you want to edit a procedure

- If the tab is not there, how do you get it back up so you can edit it?

Q5. Object Directions


- What direction are the arrows?

- White

- Blue

- Red

- Green

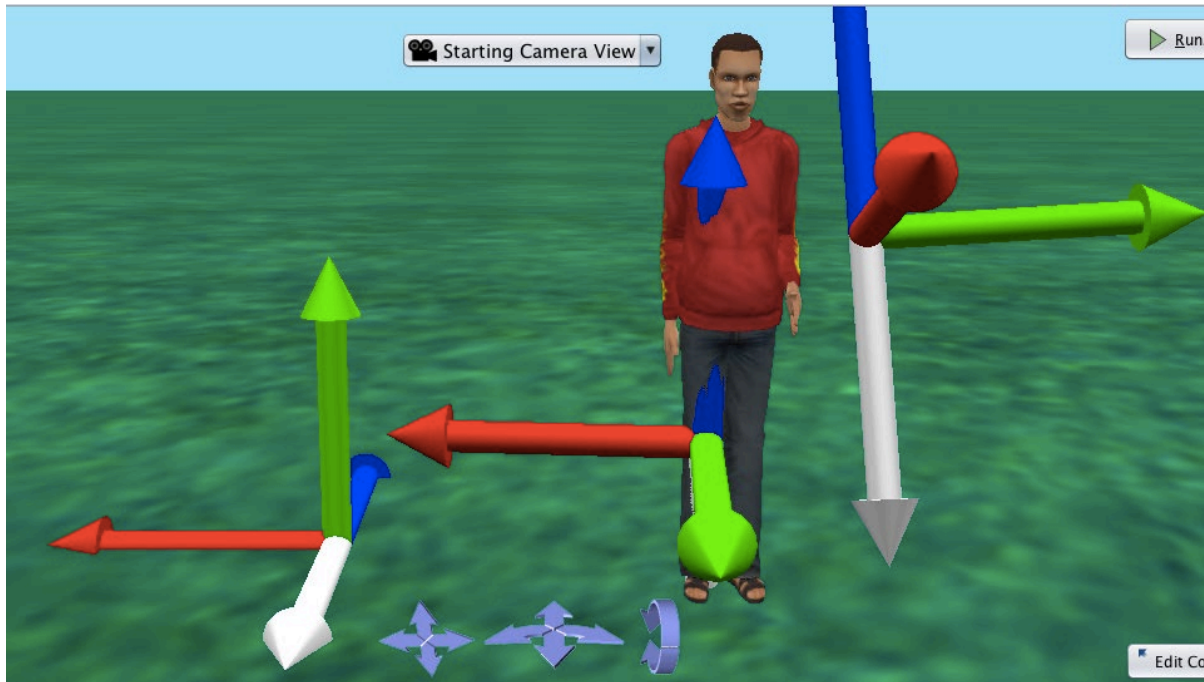


STOP HERE

Object Movements

- Objects turn, roll and move different directions
- Parts can also turn and roll
- Parts not intended to be moved
- Helps if you understand the orientation of objects

What about parts?



Announcements

- Assignment 1 due tonight
- Assignment 2 out
 - Draw a storyboard
 - Create an Alice program
 - Make a zoom video, explanations and run it
- Next time – make procedures more flexible and camera controls
- QZ4 due Tuesday when class starts!
 - This quiz will turn off so be sure to do it!

Class Today

- Writing procedures
- Includes part movements

