


CompSci 94

Writing Class Procedures

Built-in Functions, Math, Properties

September 22, 2022



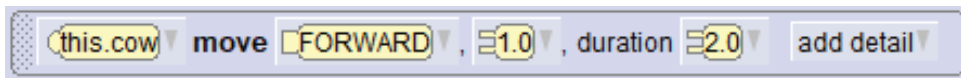
Prof. Susan Rodger

Announcements

- Note: Exam 1 is Tuesday, Oct 4
 - Old exams are on the course website under resources tab
 - We will review for the exam on Sept 27
 - If you get accommodations for exams, you should have had your letter sent to Prof. Rodger, and she would have contacted you.


Q1. Built-in Functions

- Where can you use the cow getHeight function in this instruction?

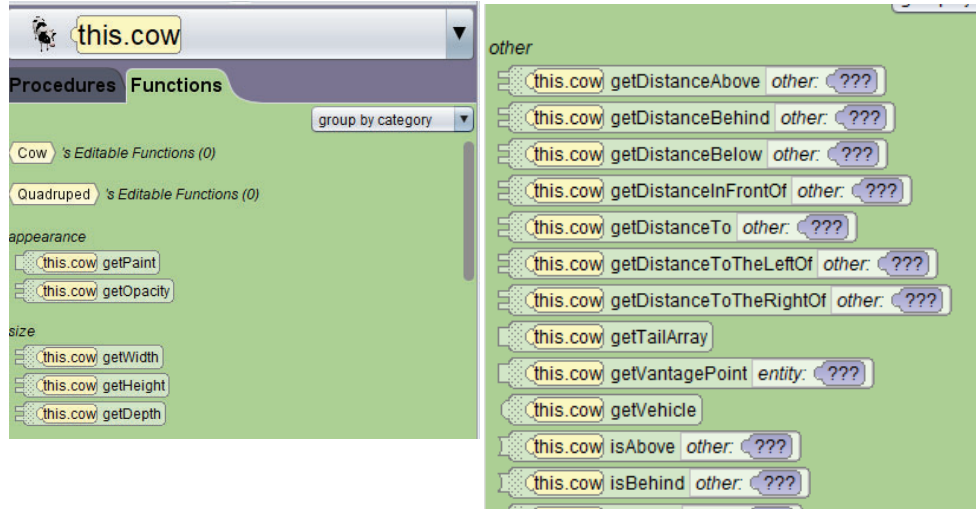


Q2. getDistanceTo

- What happens when this executes?



Lots of built-in functions to use




9/22/22

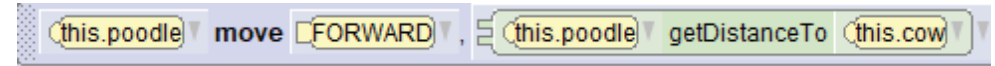
CompSci 94 Fall 2022

7

Q3. Use math to adjust



- How do we stop poodle before the cow?



9/22/22

CompSci 94 Fall 2022

8

Q4. How do I get the flamingo to circle around the ostrich?



9/22/22

CompSci 94 Fall 2022

10

Q5. Properties

- What can you do with the paint property?
- What does painting an object with white paint do?
- What can you do with opacity property?
- What can you do with the vehicle property?

9/22/22

CompSci 94 Fall 2022

12

Q6. More on properties


- Where does one change a property instantly when not running code?
- What instructions do you get to use with properties?

Q7. Vehicle Property

- Consider



- What happens if the bluebird moves forward?
- What happens if the flamingo moves forward?



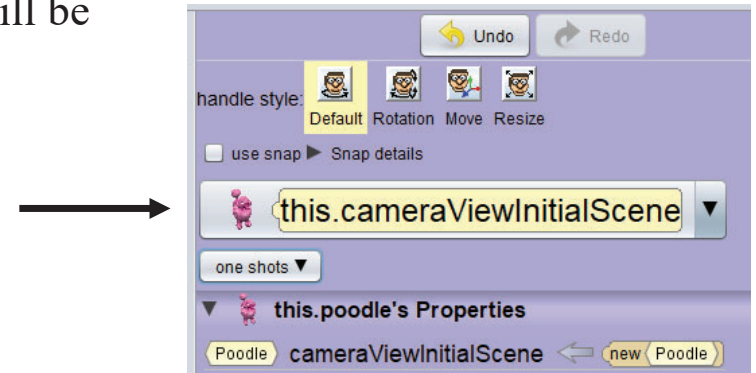
Q8. How does one create their own camera marker (not use the ones provided in Alice) ?

STOP HERE

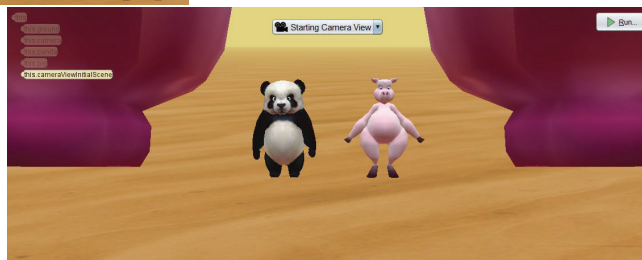
What is the best object to use to make your own Camera marker

Create Poodle as Camera Marker

- Rename the object to the camera view it will be



Poodle moveAndOrientTo camera



Then make the poodle invisible

Class Today

- Using properties, built-in functions and math
- Creating class procedures

