

CompSci 94

Introduction to Programming Animation and Virtual Worlds

August 29, 2024



Prof. Susan Rodger

Review : How CompSci 94 Works

- BEFORE CLASS

- Watch Alice videos – 30-60 minutes
 - Build Alice project as you watch
- Take Quiz on Sakai – (turns off when class starts)

- IN CLASS

- Review Content from Videos – Class Participation!
- Classwork: Write an Alice program
- Get Classwork checked off

- AFTER CLASS

- Complete work not finished in class – checkoff next class
- Assignments

Sometimes we
will check you
are writing on
lecture notes

Review : How CompSci 94 Works

- BEFORE CLASS

- Watch Alice videos – 30-60 minutes
 - Build Alice project as you watch
- Take Quiz on Sakai – (turns off when class starts)

- IN CLASS

- Review Content from Videos – Class Participation!
- Classwork: Write an Alice program
- Get Classwork checked off

- AFTER CLASS

- Complete work not finished in class – checkoff next class
- Assignments

Practice, Practice, Practice

Practice, Practice, Practice



Practice results in Success

Practice results in Success



Blue Devils Net Pair of Friday Wins at ITA Regional




Don't get behind!!!

- Difficult to catch up...

Don't get behind!!!

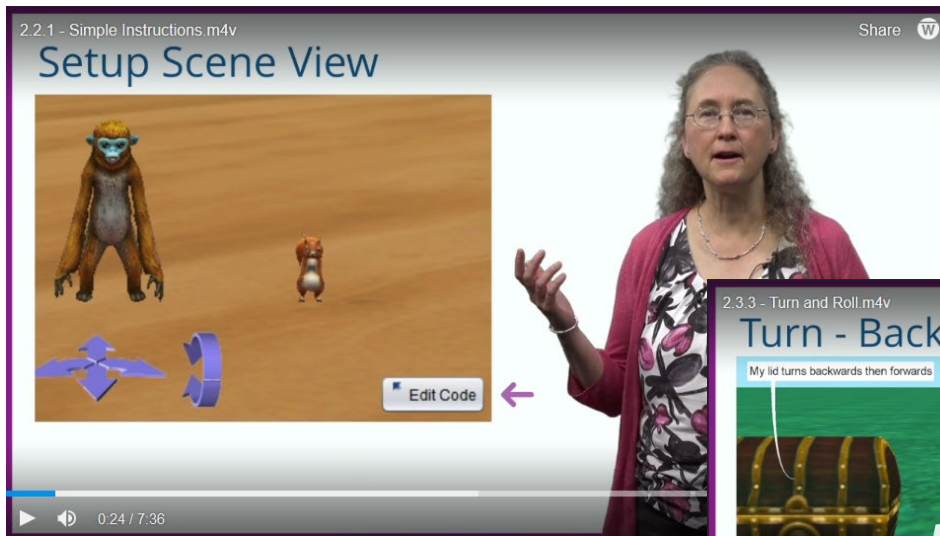
- Difficult to catch up...



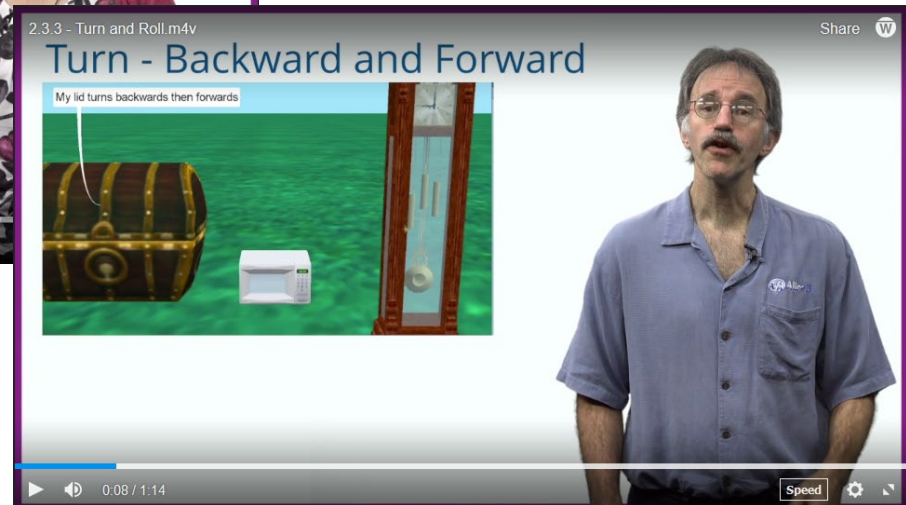
Videos/Quizzes

Don't get behind!

Susan Rodger
Duke University



Steve Cooper
Univ. Nebraska, Lincoln



Video Review

- Where do you find objects in Alice?



- How do you add objects to the scene?
- In which class do you find people?
- In which class do you find eagle?

Video Review

- Where do you find objects in Alice?
 - Go to scene setup
 - Search through class folders
- How do you add objects to the scene?
 - Drag objects in or double click on them
 - People builder
 - Make person – toddler to elder
- In which class do you find people?
 - Biped folder
- In which class do you find eagle?
 - Flyer folder



Video Review

- How do I move/turn the panda with a mouse?



Video Review

- How do I move/turn the panda with a mouse?
 - Click and drag
 - Move left/right and forward/backward
 - Hold shift key down and drag
 - Move up/down
 - Hold control/CTRL key down and drag
 - Turning



Video Review

- Instructions – what additional info goes with them?
 - Move
 - Turn
 - Say



Video Review

- Instructions – what additional info goes with them?
 - Move
 - Direction, how far
 - Turn
 - Direction, how much of a rotation (e.g, 0.25)
 - Say
 - TextString phrase



Video Review

- What is a one-shot?
- Give an example for how a one-shot might be useful.



Video Review

- What is a one-shot?
 - In setup scene, execute an instruction and it happens instantly
- Give an example for how a one-shot might be useful.
 - In setup know how far an object is from another object
 - In setup place object then move off screen with one-shot, so you know how far to bring it in



Video Review – what data types?

DATA

TYPE

- 5.8
- “CompSci 94”
- right
- 6
-



Video Review – what data types?

DATA

- 5.8
- “CompSci 94”
- right
- 6
-



TYPE

- Decimal number
- TextString
- Direction
- Whole number
- Object

Announcements

- Assignment 1 due Thursday, Sept 5
 - Do at least five levels of exercise, submit a picture of how far you got
 - Submit in Canvas under Assignments
 - **Fill out reflect form for each assignment**
- Watch videos and take QZ2 for Tuesday
- Classwork today
 - Check off when finished, or check off next time

Class Today

- Build project with panda on the moon

