


CompSci 94

Write your own Procedures, object movement

September 5, 2024

Prof. Susan Rodger



Q1. Write your own procedure

- Why would you want to write your own procedure?
- What is another name for procedure?

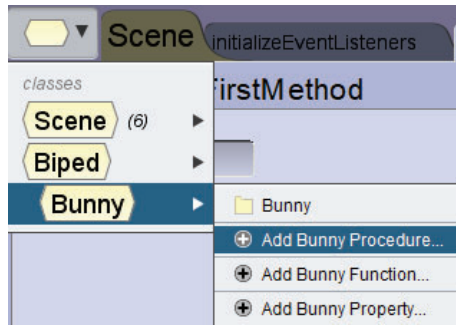
Q1. Write your own procedure

- Why would you want to write your own procedure?
 - Use it more than once
 - Write less code
 - Good for organizing your code
- What is another name for procedure?
 - Method
 - Instruction

Q2. How do you create a procedure?

Q2. How do you create a procedure?

- Click on 6-sided shape at top
- Select character whose procedure it is for
 - Bunny hop
- Select “Add bunny procedure”



CompSci 94 Fall 2024

5

Q3. Creating and Using procedures

- Where do you put the code for a procedure?
- How do you use new procedure? Where is it?

CompSci 94 Fall 2024

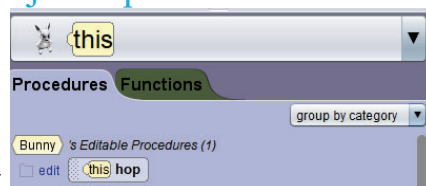
6

Q3. Creating and Using procedures

- Where do you put the code for a procedure?
 - Procedure tab for new code



- Be careful where you drop code. In hop or in myFirstMethod!!!
- How do you use new procedure? Where is it?
 - Under object's procedures



CompSci 94 Fall 2024

7

Q4. Suppose you want to edit a procedure

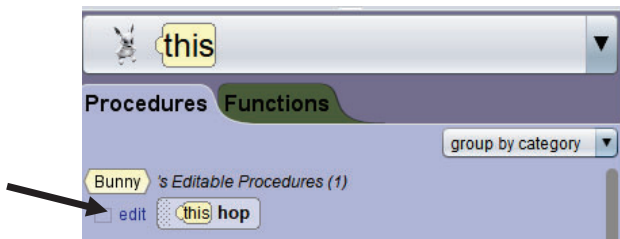
- If the tab is not there, how do you get it back up so you can edit it?

CompSci 94 Fall 2024

8

Q4. Suppose you want to edit a procedure

- If the tab is not there, how do you get it back up so you can edit it?
 - Find procedure under object's procedures
 - Click edit to the left of its name




CompSci 94 Fall 2024

9

Q5. Object Directions

- What direction are the arrows?
 - White
 - Blue
 - Red
 - Green




CompSci 94 Fall 2024

10

Q5. Object Directions

- What direction are the arrows?
 - White
 - Forward
 - Blue
 - Backward
 - Red
 - Right
 - Green
 - Up



CompSci 94 Fall 2024

11

STOP HERE

CompSci 94 Fall 2024

12


Object Movements

- Objects turn, roll and move different directions
- Parts can also turn and roll
- Parts not intended to be moved
- Helps if you understand the orientation of objects

CompSci 94 Fall 2024

13

What about parts?




CompSci 94 Fall 2024

14

What about parts?

- Their orientation can be different!



CompSci 94 Fall 2024

15

Announcements

- Assignment 1 due tonight
- Assignment 2 out
 - Draw a storyboard
 - Create an Alice program
 - Make a zoom video, explanations and run it
- Next time – make procedures more flexible and camera controls
- QZ4 due Tuesday when class starts!
 - This quiz will turn off so be sure to do it!

CompSci 94 Fall 2024

16

Class Today

- Writing procedures
- Includes part movements

