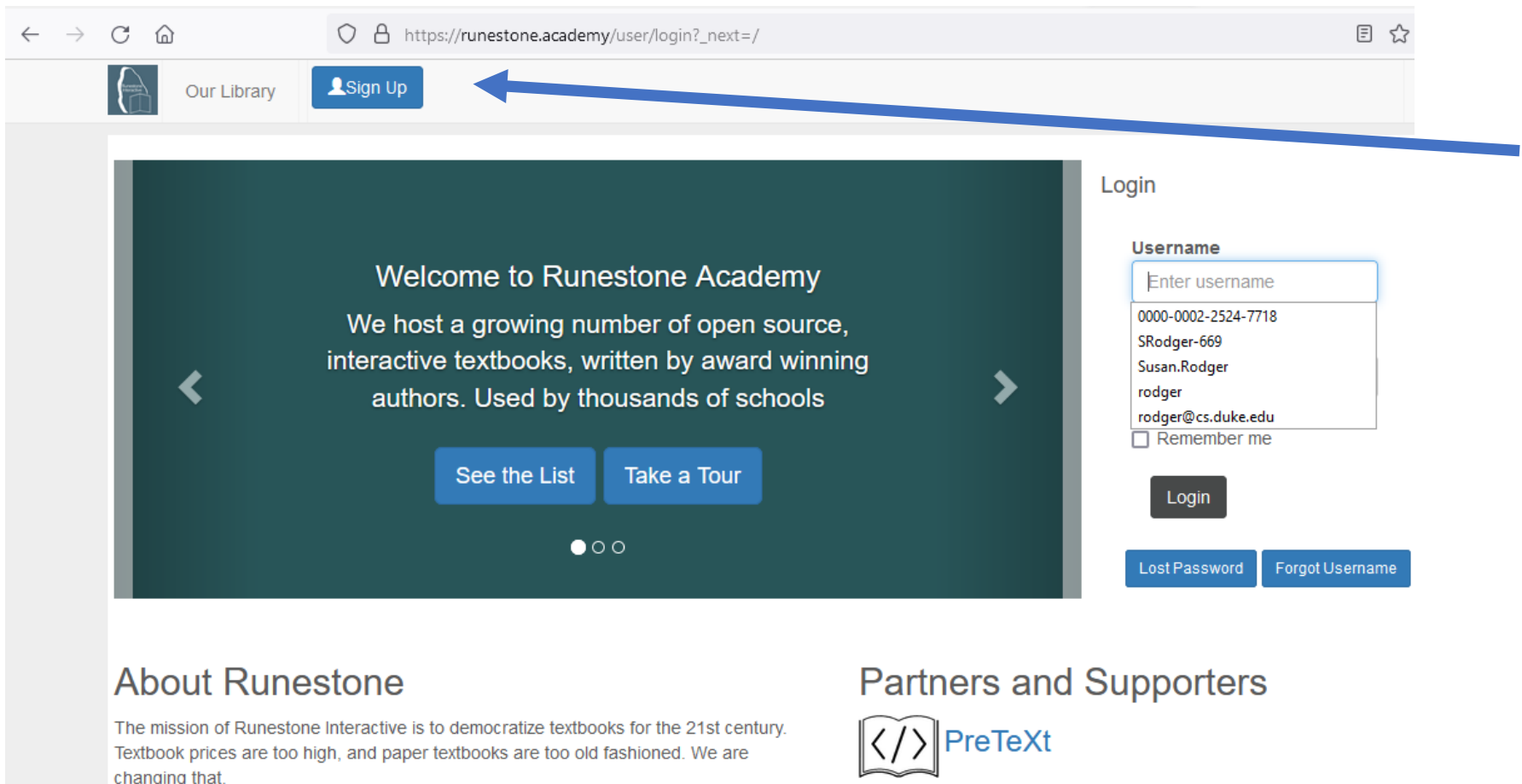


How to sign up for RuneStone online textbook

- First, **get the special course name** that is in an announcement on our Sakai site.
- Then follow these steps.
- We request that you give a donation of \$10-\$20 when you sign up for the textbook.

Go to <https://runestone.academy/>
and click on **Sign Up**




The screenshot shows a web browser window with the URL https://runestone.academy/user/login?_next=/. The navigation bar includes "Our Library" and a blue "Sign Up" button with a person icon, which is pointed to by a large blue arrow. The main content area features a dark green banner with the text "Welcome to Runestone Academy" and "We host a growing number of open source, interactive textbooks, written by award winning authors. Used by thousands of schools." Below the banner are two buttons: "See the List" and "Take a Tour". To the right is a "Login" section with a "Username" input field containing a dropdown list of usernames: "0000-0002-2524-7718", "SRodger-669", "Susan.Rodger", "rodger", and "rodger@cs.duke.edu". There is also a "Remember me" checkbox and a "Login" button. At the bottom, there are links for "Lost Password" and "Forgot Username".

About Runestone

The mission of Runestone Interactive is to democratize textbooks for the 21st century. Textbook prices are too high, and paper textbooks are too old fashioned. We are changing that.

Partners and Supporters

 PreTeXt

Runestone Registration

Important: If you are an instructor please use your institutional email address so we can verify your instructor status. If we cannot verify your status as an instructor your course will be removed.

Username:

First Name:

Last Name:

Email:

Password:

Confirm Password:

Course Name:

I Agree: I have read and accepted your [privacy policy](#), [terms](#), and [conditions](#).

Create Course: Make course after registering (instructors only)

Sign Up

Fill out!

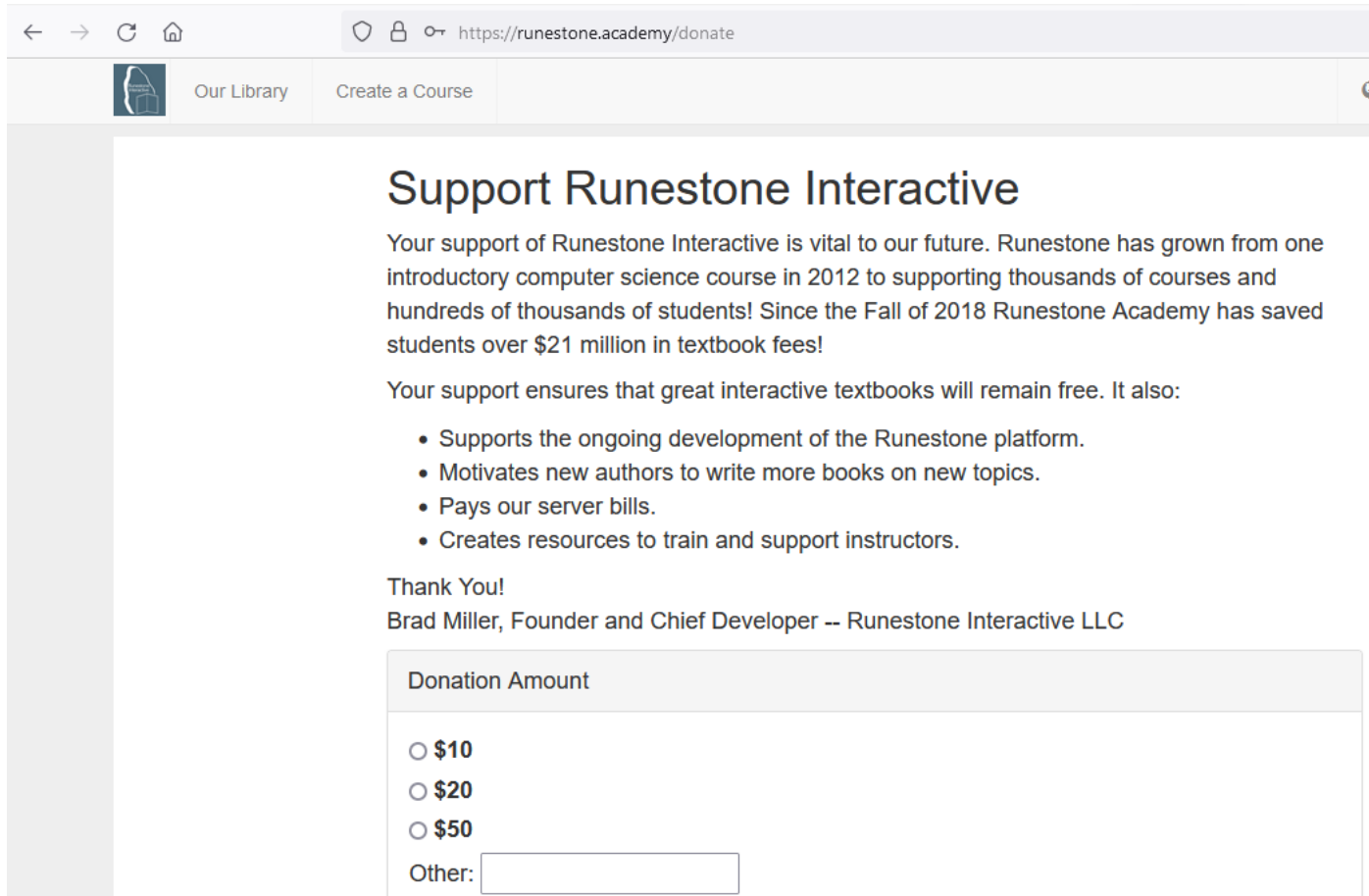
One word

Use Special Course Name posted in Sakai announcement



Regist
In the fi
you. Or.
If you ar
use one
regist
you're li
Open
• t
• f
• P
P
• P
P
• S
• c
• h
• c
• c
• J
• t
• P
• P
• W
• I
Open
• f

Give a \$10-\$20 donation! What a deal for a textbook!



The image shows a browser window with the URL <https://runestone.academy/donate>. The page has a navigation bar with "Our Library" and "Create a Course" links. The main content area is titled "Support Runestone Interactive" and contains the following text:

Your support of Runestone Interactive is vital to our future. Runestone has grown from one introductory computer science course in 2012 to supporting thousands of courses and hundreds of thousands of students! Since the Fall of 2018 Runestone Academy has saved students over \$21 million in textbook fees!

Your support ensures that great interactive textbooks will remain free. It also:

- Supports the ongoing development of the Runestone platform.
- Motivates new authors to write more books on new topics.
- Pays our server bills.
- Creates resources to train and support instructors.

Thank You!
Brad Miller, Founder and Chief Developer -- Runestone Interactive LLC

Donation Amount

\$10

\$20

\$50

Other:

You are then good to go!

How to Think Like a Computer Scientist: Interactive Edition

About this Project

Table of Contents

- [Assignments](#)
- [1. General Introduction](#)
 - [1.1. The Way of the Program](#)
 - [1.2. Algorithms](#)
 - [1.3. The Python Programming Language](#)
 - [1.4. Executing Python in this Book](#)
 - [1.5. More About Programs](#)
 - [1.6. What is Debugging?](#)
 - [1.7. Syntax errors](#)
 - [1.8. Runtime Errors](#)
 - [1.9. Semantic Errors](#)
 - [1.10. Experimental Debugging](#)
 - [1.11. Formal and Natural Languages](#)
 - [1.12. A Typical First Program](#)
 - [1.13. Comments](#)
 - [1.14. Glossary](#)
 - [1.15. Exercises](#)
- [2. Simple Python Data](#)
 - [2.1. Variables, Expressions and Statements](#)
 - [2.2. Values and Data Types](#)
 - [2.3. Type conversion functions](#)
 - [2.4. Variables](#)