




The

APT

Journey

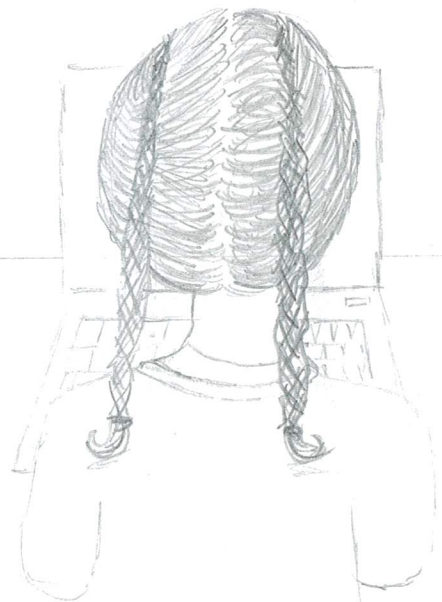

Eliana Herzog

elh58





Item set 10 | Details  
1-7  
Word Play  
Cresting Party  
Prink  
Positive ID  
Team Split  
Thesaurus  
Friend Score  
Pangram  
Moving  
Trophy Shelf

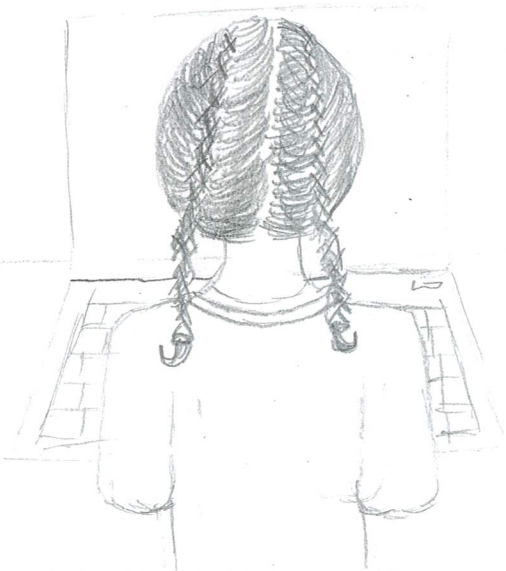


APT: WordPlay

Problem Statement:

specification

Constraints



\* typing sounds \*

PT 7  
wordplay  
def sortinorder(list):

python  
users/elianah/pycharm projects/python project/venv/bin/

esc | f1 | f2 | f3 | f4 | f5 |


1	2	3	4	5	6
A	W	F	R	T	Y

1	fail
2	pass
3	fail
4	fail
5	pass
6	fail
7	fail
8	fail
9	fail
10	pass
11	fail
12	fail

\* typing sounds \*

wordplay

```
def sortinorder(list)
```



```
return final
```

display x)

pers/elianah/pycharm projects/python projects/venv/bin/  
 f d abed abrd btcd acd abc acc afc aeb



esc | f1 | f2 | f3 | f4 | f5 |

	1	2	3	4	5	6

1	pass
2	pass
3	pass
4	fail
5	pass
6	fail
7	fail
8	fail
9	fail
10	pass

\* typing sounds \*

```
def sortInOrder(list):
```

```

    #
    #
    #
    #
    #
    #
    #
    #
    #
    #

```

```
return final
```

play xy

bers/elianah/pycharmprojects/pythonproject/venv/bin/

fd abed abrd btcd acd abc acc afc aeb



sc	f <sub>1</sub>	f <sub>2</sub>	f <sub>3</sub>	f <sub>4</sub>	f <sub>5</sub>	f <sub>6</sub>
	1	2	3	4	5	6
	a	w	r	n	t	v

1	pass
2	pass
3	pass
4	pass
5	pass
6	pass
7	pass
8	pass
9	pass
10	pass
11	pass
12	pass
13	pass



A Step by step illustration of the journey  
to create a successful APT.  
(in black + white)

