

Compsci 101

Dictionaries

Susan Rodger
March 2, 2023

```
stuff is    {'color': 'black', 1: 2,  
'cat': 100, (1, 1): 'yes', 1.5: 3}
```

N is for ...



- **Nested Loops**
 - All pairs, all pixels, all 2D structures
- **None**
 - Default value for functions if no return
- **Newline**
 - The "`\n`" in a line

Noam Shazeer

Computer Science Duke Alum



The 21 Most Important Googlers You've Never Heard Of



JAY YAROW | [✉](#) [📡](#) [🐦](#) [g+](#)

MAY 5, 2011, 2:38 PM | 🔥 115,790 | 💬 5

Georges Harik and Noam Shazeer created the underlying data that led to AdSense

Harik and Shazeer spent years analyzing data on webpages, trying to understand clusters of words and how they worked together. The data they gather wound up being used by Google for its AdSense product, which analyzed webpages for words, and then stuck ads on them.

Announcements

- **Assign 3 Transform due Today!**
- **Assign 4 is out today, due Thursday, March 23**
- **APT 4 due next Thursday, March 9**
- **Lab 7 tomorrow, do prelab 7 before going**
 - Videos of Labs 0-6 in Sakai Resources folder
- **Do not discuss APT Quiz 1 with anyone until they are handed back**
- **Exam 2 March 7**
 - See notes from Tuesday

Exam 2 – in person – Tues, March 7

- **Exam is in class on paper – 10:15am**
 - Need pen or pencil
- **See materials under 3/7 date**
 - Exam 2 Reference sheet - part of exam
- **Covers**
 - topics /reading through today
 - APTs through APT4
 - APT4 – write code on paper, then type in
 - Labs through Lab 7
 - Lab 7 - Parts 1-3
 - Assignments through Assignment 3

Tuesday
3/7 No Reading No QZ
*** EXAM 2 *** Recommended Old Tests Exam 2 Reference Sheet All Old tests

Exam 2 topics include ...

- **List, tuples, list comprehensions**
- **Loops – for loop, while loop, indexing with a loop**
- **Reading from a file**
 - Converting data into a list of things
- **Parallel lists**
- **Sets – solving problems**
- **Dictionaries – only reading them and understanding output, no problem solving**
- **No turtles on the exam!**

Exam 2

- **Exam 2 is your own work!**
- **No looking at others exam or talking to others**
- **You cannot use any notes, books, computing devices, calculators, or any extra paper**
- **Bring only a pen or pencil**
- **The exam has extra white space and has the Exam 2 reference sheet as part of the exam.**
- **Do not discuss any problems on the exam with others until it is handed back**

Exam 2 – How to Study

- **Practice writing code on paper!**
- **Rewrite an APT**
- **Try to write code from lecture from scratch**
- **Try to write code from lab from scratch**
- **Practice from old exams**
- **Put up old Sakai quizzes, but better to practice writing code**
- **Look at Exam 2 reference sheet when writing code!**

PFTD

- **Solving an APT**
- **Dictionaries**
- **Solving Problems with Dictionaries**
- **Practice Exam Problem**

APT Eating Good

APT: EatingGood

Problem Statement

We want to know how many different people have eaten at a restaurant this past week. The parameter `meals` has strings in the format "name:restaurant" for a period of time. Sometimes a person eats at the same restaurant often.

Return the number of different people who have eaten at the eating establishment specified by parameter `restaurant`.

For example, "John Doe:Moes" shows that John Doe ate one meal at Moes.

Write function `howMany` that given `meals`, a list of strings in the format above indicating where each person ate a meal, and `restaurant`, the name of a restaurant, returns the number of people that ate at least one meal at that restaurant.

Specification

```
filename: EatingGood.py

def howMany(meals, restaurant):
    """
    Parameter meals a list of strings with each in the format
    "name:place-ate". Parameter restaurant is a string
    return # unique name values where place-ate == restaurant
    """

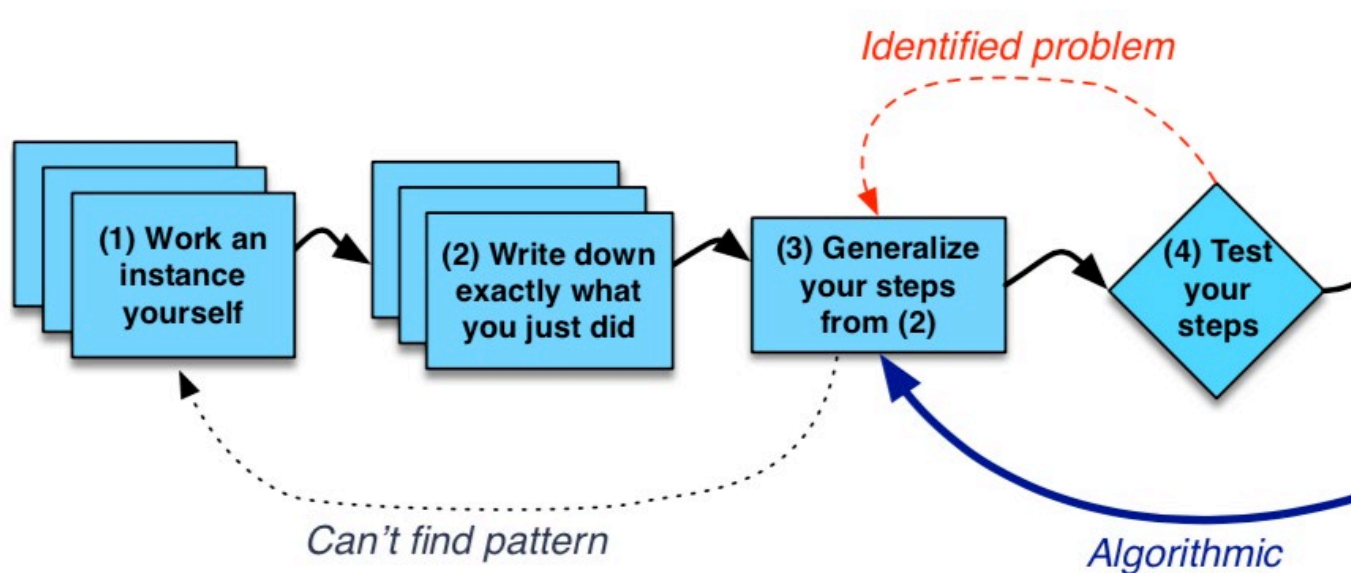
    # you write code here
    return 0
```

APT Eating Good Example

```
meals = ["Sue:Elmos", "Sue:Elmos", "Sue:Elmos"]  
  
restaurant = "Elmos"  
  
returns 1
```

WOTO-1: APT Eating Good

<http://bit.ly/101s23-0302-1>



APT Eating Code Idea

APT Eating Code Algorithm

Lists or Set?

```
if name not in names:  
    names.append(name)
```

```
names.add(name)
```

- **For EatingGood, with a list, we had to avoid adding the same element more than once**
 - Lists store duplicates
 - Sets do not store duplicates, didn't need the check

Problem: Given a name, what is their favorite ice cream?

- **Assume you have a lot of students**
- **How is the data stored?**
- **Assume we have parallel lists**
 - `students` is list of names
 - `icecream` is list of corresponding favorite ice cream



Code might be

- 1 if name in students:**
- 2 pos = students.index(name) # find position of name**
- 3 answer = icecream[pos] # answer in same pos**

If a billion names, this is not efficient

How does this code work?

How does search with .index work?

- **Parallel Lists**

- Search for name first in students list
- Use index location of name to find favorite ice cream

students =

['Astrachan',	'Sun',	'Rodger',	'Forbes']
0	1	2	3

icecream =

['Chocolate',	'Chocolate Chip',	'Chocolate Chip',	'Strawberry']
0	1	2	3

Code was easy

- **But for a lot of data could take a long time.**
- **Let's see another way, dictionaries**

~~How the Dictionary is made~~

- **Using a dictionary is reasonably straight-forward**
 - We will be clients, not implementers
 - Efficiency not a large concern in 101
 - Our goal is to just get stuff done 😊
- **To drive a car, don't have to know how it works inside**



What is a Dictionary?

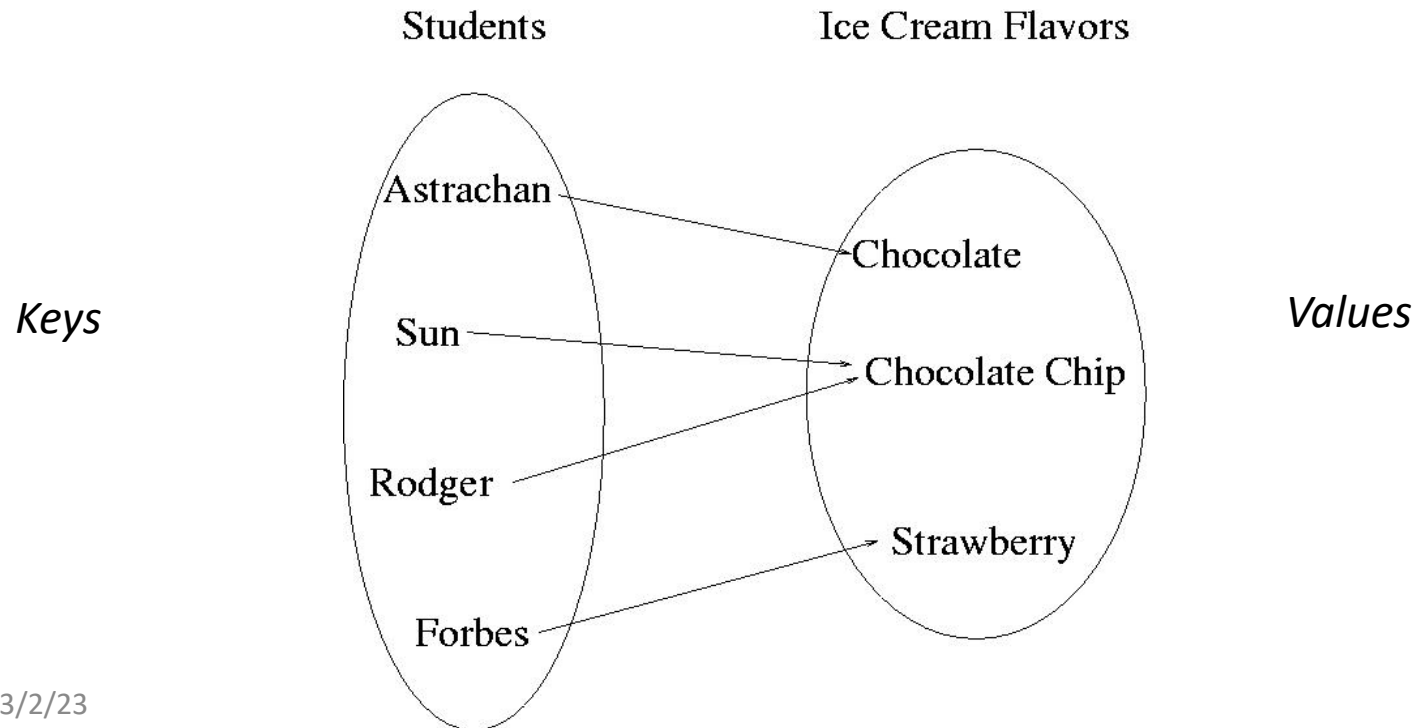
- **A collection of (key, value) pairs (abstract view)**
 - Look up key, find the value
- **For list**
 - **`a[3]`** takes same time as **`a[3000]`**
 - Finding the item is slow
 - Fast once you know the index
- **For Dictionary: `d["cake"]`**
 - Finding the value associated with "cake"
 - very, very fast

Dictionaries/Maps

- **Dictionaries are another way of organizing data**
- **Dictionaries are sometimes called maps**
- **Keys and Values**
 - Each key maps to a value
 - Some keys can map to the same value
 - Can change the value a key maps to

How is dictionary different than a list?

- **List** – have to search for name first
- **Dictionary** – each key maps to a value
- **getting name (or key) is automatic! Fast!**



Implementing a Dictionary/Map

Keys map to values

- **Create Empty dictionary**

```
somemap = {}
```

- **Put in a key and its value**

```
somemap["Forbes"] = "Strawberry"
```

- **Get a value for a dictionary**

```
value = somemap["Forbes"]
```

- **Change a value for a dictionary**

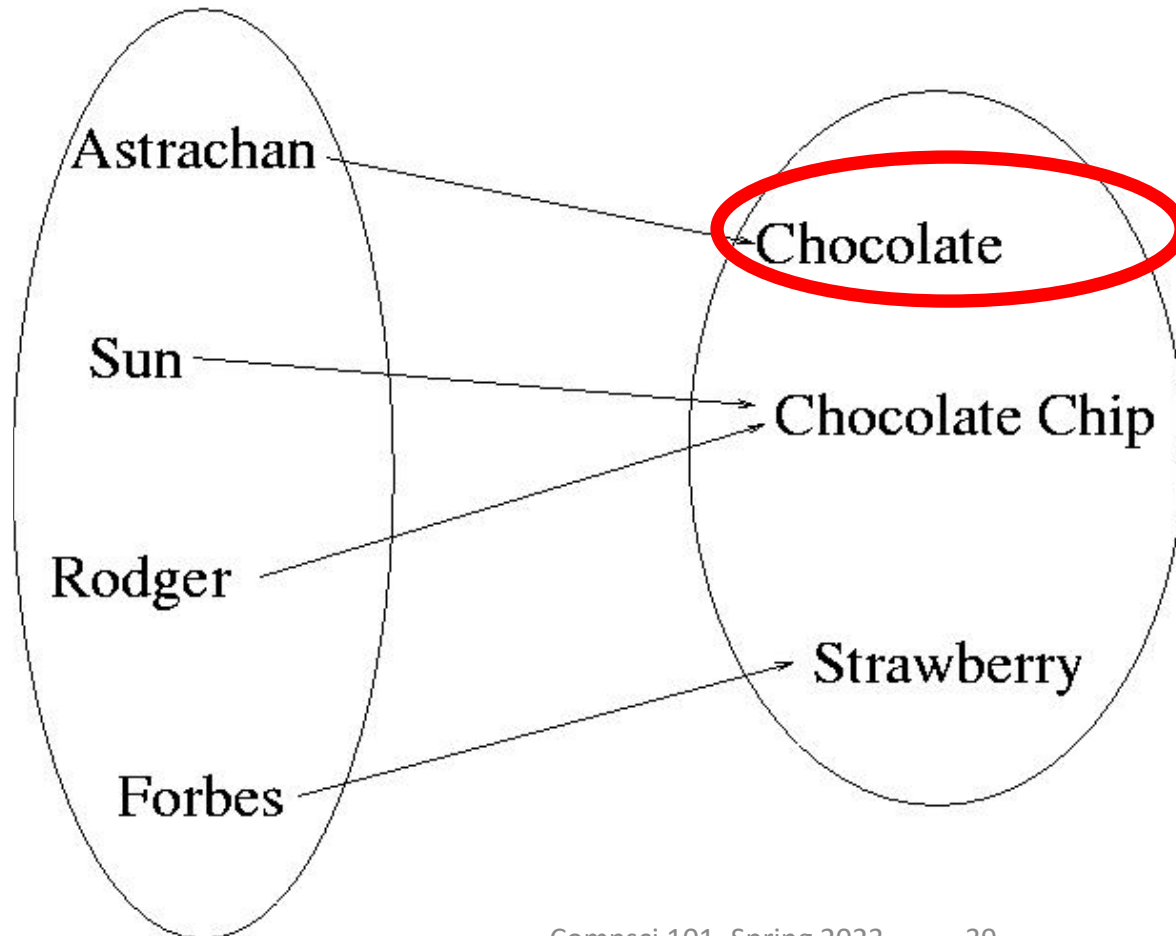
```
somemap["Forbes"] = "Chocolate"
```


Change Astrachan's value

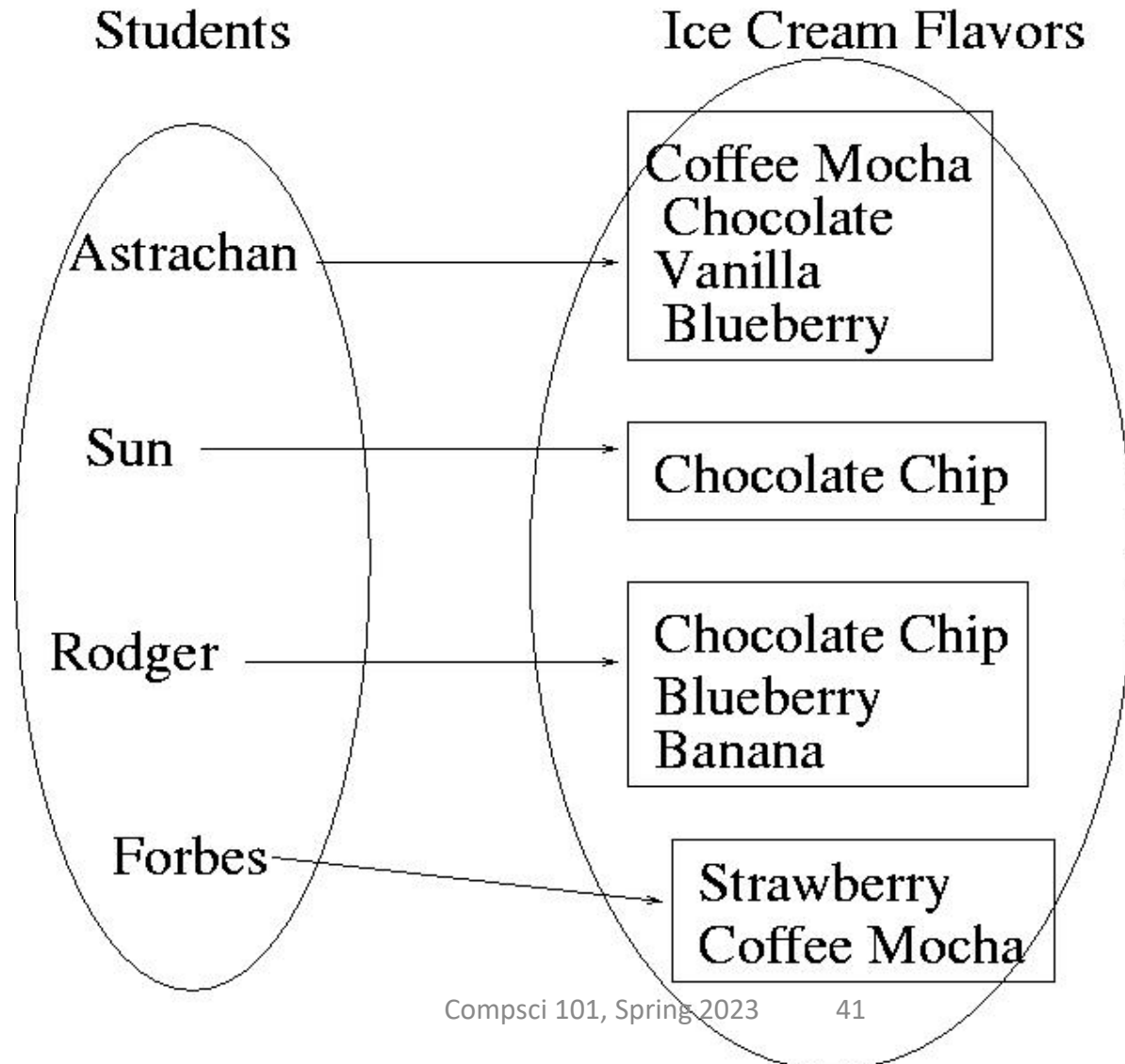
somemap["Astrachan"] = Coffee Mocha

Students

Ice Cream Flavors



Value could be a set or list



How to use a Dictionary

- **Create: `d = {}`**
 - `d = {'a': 10, 'b': 100}`
 - `d = dict([('a', 10), ('b', 100)])`
- **Insert: `d[KEY] = VALUE`**
- **Update/Reassign: `d[KEY] = VALUE`**
- **Get a value (like list indexing): `d[KEY]`**
- **Key membership (not values): `KEY in d`**
 - No membership check for values

Examples

OUTPUT

```
stuff={ }  
print (stuff)  
print (type (stuff) )  
stuff['color'] = 'black'  
stuff[1] = 2  
stuff['cat'] = 100  
stuff[(1,1)] = 'yes'  
stuff[1.5] = 3  
print (stuff)
```

Examples

OUTPUT

```
stuff is      {'color': 'black', 1: 2,  
'cat': 100, (1, 1): 'yes', 1.5: 3}
```

```
print(len(stuff))
```

```
stuff[3] = [6, 3, 2]
```

```
stuff[[4, 7]] = 'go'
```

Examples

```
d={}
```

```
d is {}
```

```
d['color'] = 'black'
```

```
d['color'] = 'red'
```

```
d['red'] = 'color'
```

```
r = d[d['red']]
```

```
r = d['monkey']
```

Examples

```
d = {'a': 'cat', 'e': 'dog'}
```

```
'pig' in d
```

```
'a' in d
```

```
'dog' in d
```

WOTO-2 Dictionaries

<http://bit.ly/101s23-0302-2>

More on Dictionary

- **Like lists, but with keys**
- **KEY – immutable type, unique within dictionary**
- **VALUE – any type, not unique within dictionary**
- **Dictionary is unordered collection of (KEY, VALUE) pairs**

More on using a Dictionary/Map

- **Assume** `somemap` **is a dictionary**
- **Get all the keys (as a list)**
 - `listKeys = somemap.keys()`
- **Get all the values (as a list)**
 - `listValues = somemap.values()`
- **Other methods**
 - `clear` – empty dictionary
 - `items` – return (key,value) pairs
 - `update` – update with another dictionary

Examples

```
d = { 'a':4, 'e': 3, 'b':4 }
```

```
v = d.values()
```

```
k = d.keys()
```

```
p = d.items()
```

```
for t in d.items():  
    print(t)
```

WOTO-3 Problem Solving

<http://bit.ly/101s23-0302-3>

Possible Exam Questions

PROBLEM 3 : (*Wins and Losses*)

Consider the following data file of information on club basketball teams. Each line in the file represents two teams playing each other and their scores. The format of each line in the file is team1, followed by a hyphen, followed by the number of points team1 made, followed by a colon, followed by team2, followed by a hyphen, and followed by the number of points team2 made. The first team on each line is the home team, where the game was played.

An example of the data file is shown below. For example, in the first line, duke was the home team and duke played against unc, with duke scoring 78 points and unc scoring 76 points, so duke won the game.

```
duke-78:unc-76
unc-87:virginia tech-80
wake forest-73:duke-92
miami-82:unc-79
wake forest-67:miami-77
ncsu-68:unc-70
unc-80:gatech-65
ncsu-77:virginia tech-73
virginia tech-83:wake forest-79
gatech-75:ncsu-81
gatech-81:wake forest-70
duke-76:ncsu-74
virginia tech-75:miami-74
```

A. Write the function `processinfo` that has one parameter `filename` which represents the name of the file. This function returns a list of lists of items in which each inner list has four items and represents one line from the file. The first item is a string of team1's name, the second item is the integer number of points team1 scored, the third item is a string of team2's name, and the fourth item is the integer number of points team2 scored. For example, the line `data = processinfo("teamdata.txt")` where "teamdata.txt" is the file above would result in `data` having the value on the next page.

```
duke-78:unc-76
unc-87:virginia tech-80
wake forest-73:duke-92
miami-82:unc-79
wake forest-67:miami-77
ncsu-68:unc-70
unc-80:gatech-65
ncsu-77:virginia tech-73
virginia tech-83:wake forest-79
gatech-75:ncsu-81
gatech-81:wake forest-70
duke-76:ncsu-74
virginia tech-75:miami-74
```



```
data = [ ['duke', 78, 'unc', 76],
         ['unc', 87, 'virginia tech', 80],
         ['wake forest', 73, 'duke', 92],
         ['miami', 82, 'unc', 79],
         ['wake forest', 67, 'miami', 77],
         ['ncsu', 68, 'unc', 70],
         ['unc', 80, 'gatech', 65],
         ['ncsu', 77, 'virginia tech', 73],
         ['virginia tech', 83, 'wake forest', 79],
         ['gatech', 75, 'ncsu', 81],
         ['gatech', 81, 'wake forest', 70],
         ['duke', 76, 'ncsu', 74],
         ['virginia tech', 75, 'miami', 74] ]
```

Complete the function `processinfo` below.

```
def processinfo(filename):  
    f = open(filename)
```


How to Solve

How to solve one line

B. Write the function `schoolsBeat` that has two parameters, `data` and `team`, where `data` is the list of lists in the format from Part A, and `team` is a string.

This function returns a list of tuples, where each tuple is information about a game that `team` won. Each tuple has the name of the team beat, followed by the number of points they won by.

For example, assume `data` is the lists of lists of four items on the previous page. The two examples below show the result of calling `schoolsBeat` with this filename and a team name. For example, duke beat three teams, ncsu by 2 points, unc by 2 points and wake forest by 19 points, wake forest did not beat any teams, and unc beat three teams.

call	returns
<code>schoolsBeat(data, "duke")</code>	<code>[('ncsu', 2), ('unc', 2), ('wake forest', 19)]</code>
<code>schoolsBeat(data, "wake forest")</code>	<code>[]</code>
<code>schoolsBeat(data, "unc")</code>	<code>[('gatech', 15), ('ncsu', 2), ('virginia tech', 7)]</code>

```
def schoolsBeat(data, team):  
    data = [ ['duke', 78, 'unc', 76],  
            ['unc', 87, 'virginia tech', 80],  
            ['wake forest', 73, 'duke', 92],  
            ['miami', 82, 'unc', 79], ...
```


How to solve

Ex: "duke-78:unc-76" and team duke

→ ("unc", 2) (duke beat unc by 2)

```
def schoolsBeat(data, team):     team is "duke"
```